



# 2015 Sun Devil Baseball



Five-Time NCAA Champions (1965, 1967, 1969, 1977, 1981)

ASU Media Relations  
(O) 480-965-6594  
(C) 503-341-7677  
Baseball Contact: Thomas Lenneberg  
E-Mail: Thomas.Lenneberg@asu.edu  
Website: www.TheSunDevils.com

2015 Record 30-18  
Home Record: 22-10  
Away/Neutral Record: 8-8  
Pac-12: 15-9  
Head Coach: Tracy Smith  
(1st Season)

## 2015 Schedule & Results

DATE	OPPONENT	RESULT/TIME
Feb. 13	#5 Oklahoma State	W, 4-3 (10)
Feb. 14	#5 Oklahoma State	W, 5-3
Feb. 15	#5 Oklahoma State	L, 8-9
Feb. 18	Oklahoma	W, 7-4
Feb. 20	#1 TCU	L, 0-3
Feb. 21	#1 TCU	W, 7-6
Feb. 22	#1 TCU	L, 2-3
Feb. 26	Cal State Bakersfield^	W, 5-4
Feb. 27	Cal State Bakersfield^ (1)	L, 4-7
Feb. 27	Purdue^ (2)	W, 15-5
Feb. 28	Gonzaga^	W, 5-2
March 3	at Arizona Diamondbacks	L, 0-4
<i>Salt River Fields at Talking Stick</i>		
March 6	Long Beach State	W, 6-4
March 7	Long Beach State	L, 2-4
March 8	Long Beach State	W, 9-3
March 11	UNLV	W, 5-4
March 13	#24 Oregon State*	L, 0-1
March 14	#24 Oregon State*+	W, 4-3
March 15	#24 Oregon State*+	W, 7-4
March 18	New Mexico	W, 4-3
March 20	at #15 Oregon*	W, 7-6 (10)
March 21	at #15 Oregon*	W, 2-1
March 22	at #15 Oregon*	L, 1-5
March 27	Stanford*	W, 7-6
March 28	Stanford*	W, 6-3
March 29	Stanford*	W, 14-6
March 31	New Mexico State	W, 7-3
April 2	at Utah*+	W, 5-3 (12)
April 3	at Utah*+	L, 5-6
April 4	at Utah*+	W, 6-5 (10)
April 7	at UNLV	L, 6-7
April 11	#24 Arizona*#	W, 5-4
April 12	#24 Arizona*+	W, 13-7
April 13	Arizona*+	L, 2-7
April 17	at Washington*+	L, 7-9
April 18	at Washington*+	W, 4-3
April 19	at Washington*+	W, 6-5 (10)
April 22	at Arizona+	W, 6-5
April 24	Tennessee Tech	W, 6-3
April 25	Tennessee Tech	L, 4-7
April 26	Tennessee Tech	W, 16-4
April 28	at Arizona+	L, 6-17
May 1	at #13 Cal*	W, 5-3
May 2	at #13 Cal*	L, 4-5
May 3	at #13 Cal*	L, 6-8
May 8	#2 UCLA*	L, 0-9
May 9	#2 UCLA*	L, 5-11 (17)
May 10	#2 UCLA*	W, 2-1
May 12	at New Mexico	L, 6-9
May 14	Washington State*+	7 PM
May 15	Washington State*+	4 PM
May 16	Washington State*+	7 PM
May 19	Abilene Christian	6:30 PM
May 22	at USC*+	7 PM
May 23	at USC*+	4 PM
May 24	at USC*+	3 PM

\*Pac-12 Game; ^ - 2015 Phoenix Muni Classic

+ - Televised on Pac-12 Networks; # - Televised on ESPN

## In The Polls

RPI: 25  
Baseball America: 16  
Collegiate Baseball: 12  
D1Baseball.com: 17  
USA Today/Coaches: 18  
NCBWA: 20

## May 14-16

Thursday, May 14 - 7 p.m. (PT)

Washington State at No. 12 ASU, Phoenix Muni

Friday, May 15 - 4 p.m. (PT)

Washington State at No. 12 ASU, Phoenix Muni

Saturday, May 16 - 7 p.m. (PT)

Washington State at No. 12 ASU, Phoenix Muni

## Interact

Watch:

Pac-12 Networks

Listen:

NBC Sports Radio AM 1060

Stats:

www.thesundevils.com

## Washington State (27-23, 9-15) at No. 12 Arizona State (30-18, 15-9)

### Against The Cougars

ASU leads the all-time series against the Cougars, 49-15. ASU bookended a series with wins in 2014 at Pullman, but dropped the series in Tempe in 2013, 2-1. The Devils last beat WSU in a three-game series was a sweep in 2000. They are 13-2 in series' against Washington State since 2000 with five sweeps, and the two losses have come in recent years in 2010 and 2013.

### Comeback Devils

ASU has six wins this season when trailing after six innings, including a pair of wins over Oregon State, one over Oklahoma State, one over Oklahoma, one over Stanford and one over Utah. ASU has also overcome early deficits of at least three runs (within first three innings) six times (vs Oklahoma, vs TCU, vs Purdue, vs Oregon State, at Oregon, at Arizona.) Conversely, ASU is 22-6 when leading after six innings, including 22-2 when leading through eight innings.

### Rotational Changes

The team's weekend pitching rotation has been altered for the second time this season:

It was first changed prior to Long Beach State series March 6-8 - junior LHP **Brett Lilek**, the team's Friday night starter for 12 games in 2014 and through the first three weekends of 2015, was moved to the back of the rotation as the team's Sunday starter, a role he held for three weeks in 2014 before replacing RHP **Ryan Burr** as the team's Friday night starter prior to Tennessee series March 7-9, 2014. Sophomore RHP **Seth Martinez**, who made seven midweek starts in 2014 and two in 2015, was moved to the Friday night starter role.

It was changed for the second time prior to Washington State series May 14-16 - junior LHP **Ryan Kellogg**, the team's Saturday starter for the past three seasons (44 starts), is making his first start at the front-end of the rotation. **Lilek** will move to the Saturday role for the first time in his career, and **Martinez** will move back to Sunday. ASU used four pitchers in the Friday night role in six seasons between 2008 and 2013 with Mike Leake ('08, '09), Seth Blair ('10), Brady Rodgers ('11, '12) and Trevor Williams ('13). In the past two seasons the Devils have used four different pitchers (Burr, Lilek, Martinez and Kellogg) and have switched midseason in both '14 and '15.

## Projected Pitchers

THU	Pitcher	W-L	APP	GS	ERA	IP	SO	BB
	WSU - RHP Sean Hartnett	3-4	14	13	4.43	65.0	44	31
	ASU - LHP Ryan Kellogg	7-1	13	13	3.79	92.2	67	17
FRI	Pitcher	W-L	APP	GS	ERA	IP	SO	BB
	WSU - LHP Joe Pistoresse	7-4	13	13	2.58	87.1	54	17
	ASU - LHP Brett Lilek	4-2	13	13	3.43	65.2	51	29
SAT	Pitcher	W-L	APP	GS	ERA	IP	SO	BB
	WSU - TBA							
	ASU - RHP Seth Martinez	2-1	13	12	3.66	66.1	48	21

Join the conversation all season #PHXMuni

Twitter: @ASU\_Baseball | Facebook: Sun Devil Baseball | Instagram: ASU\_Baseball

Five-Time NCAA Champions (1965, 1967, 1969, 1977, 1981) 22 College World Series Appearances 21 Conference Championships

120 All-Americans 14 National Players of the Year 8 College Baseball Hall of Fame Members

400 Major League Baseball Draft Picks 102 Major Leaguers 49 Major League Baseball First-Round Draft Picks



## 2015 Sun Devil Baseball • May 14-16 • Washington State

**Head Coach Tracy Smith**

Tracy Smith was hired as the fifth head baseball coach in program history on June 24, 2014.

Smith earned National Coach of the Year honors and was a unanimous choice for Big Ten Coach of the Year after he led IU to the school's only College World Series appearance in 2013. The following season in 2014, Smith led the Hoosiers to the No. 4 national seed in the NCAA Tournament, the first national seed in Big Ten baseball history.

He tallied more than 40 wins in each of the past two seasons at IU and led the Hoosiers to consecutive Big Ten Conference Championships for the first time in school history. IU won the Big Ten regular season and BIG Tournament title in 2013, marking the school's first regular season conference championship since 1949 and the first outright crown since 1932, and advanced to the 2013 College World Series, which ended the Big Ten's 29-year CWS absence.

Smith has established a reputation of evaluating and developing talent as more than 40 student-athletes since 2000 improved their stock in the Major League Baseball Draft under Smith's tutelage, including four who became first-round draft picks after going undrafted out of high school.

In 18 total years as a head coach, Smith has seen 54 of his players selected in the MLB Draft, including 22 in the first 10 rounds. He has mentored 24 Major League Baseball draft picks over the past six seasons, including the fourth overall pick in the 2014 Major League Baseball June Amateur Draft (Kyle Schwarber) and three first-round selections in the 2009 MLB June Draft (Eric Arnett, Josh Pegley, Matt Bashore).

In nine years at the helm of Miami (Ohio) baseball program, Smith compiled eight straight 30-win seasons, two NCAA Regional appearances and advanced to the Mid-American Conference Tournament finals six times.

He began his coaching career as head coach at Miami University-Middletown in 1990, served as an assistant coach at Miami (Ohio) from 1993-94 and was the pitching coach at IU from 1995-96.

A four-year letterwinner at Miami (Ohio), Smith was a pitcher and an infielder for the RedHawks, and played three minor league seasons in the Chicago Cubs organization.

**Smith's Numbers**

Div. I Record (years)..... 634-475-1 (19)  
Record at ASU (years)..... 30-18 (1)

**ASU Coaching Staff**

Asst. Coach/Recruiting Coord..... Ben Greenspan  
Asst. Coach/Pitching Coach..... Brandon Higelin  
Asst. Coach..... Fred Nori

**2015 Pac-12 Standings**

School	Pac-12 W-L	Overall W-L
UCLA	18-6	37-12
Arizona St.	15-9	30-18
California	15-9	31-16
USC	15-9	34-16
Oregon St.	14-9-1	32-14-1
Oregon	11-13	30-22
Arizona	12-15	28-20
Washington	11-16	26-22
Washington St.	9-15	27-23
Utah	7-16-1	16-30-1
Stanford	7-17	22-28

**NCAA Rankings**

- ASU ranks 34th in batting average at .298
- Ryan Burr ranks 7th in saves with 13 and 21st in appearances with 28

**Pac-12 Rankings**

- Ryan Burr ranks 1st in saves with 13, tied for 2nd in wins with seven, tied for 6th in appearances with 28 and tied for 8th in strikeouts with 61
- David Greer is 5th with a .351 batting average
- Trever Allen is T3rd in doubles with 15 and 8th in batting average at .333
- Colby Woodmansee is T3rd in doubles with 15, 7th in RBI with 38 and 8th in hits with 62
- Johnny Sewald is 1st in stolen bases with 20, 4th in on-base percentage at .439, tied for 4th in runs scored with 43, T5th in walks with 28
- Ryan Kellogg is 3rd in innings pitched with 92.2, tied for 2nd in wins with seven, and 6th in strikeouts with 67
- Brian Serven is 4th in runners caught stealing with 16

**Free (And Close) Baseball**

The Sun Devils have won five-of-six extra-innings games and have five walk-off wins this season, and have gone 15-6 in 21 one-run games this season, including 9-3 in Pac-12 play. In addition, they have driven in the game-winning run in the 8th inning or later 13 times, and all but 12 of ASU's games have been decided by three runs or less. ASU went 4-3 in seven extra-innings games and 7-9 in 16 one-run games in 2014.

**Two-Out Rally Towels**

In seven games this season the Devils have used a two-out rally in an inning to either break a tie or overcome a deficit. In addition, they have driven the game-winning run with two outs seven times.  
Vs Oklahoma, 2/18 - Scored four runs with two outs in the seventh inning to overcome a 4-2 deficit  
Vs Purdue, 2/28 - Scored five runs with two outs in the fifth inning to break open a 5-5 tie  
Vs UNLV, 3/11 - Scored four runs with two outs in the fifth inning to overcome a 3-1 deficit  
At Oregon, 3/20 - Scored three runs with two outs in the fifth inning to overcome a 4-1 deficit  
Vs Stanford, 3/27 - Scored two runs with two outs in the ninth inning to overcome a 6-5 deficit  
At Utah, 4/4 - Scored two runs with two outs in the ninth inning to erase a 5-3 deficit, won in 10 innings  
At Washington, 4/18 - Scored one run with two outs in the seventh inning to break a 3-3 tie

**Sewald Surging**

As the rest of the offense has slumped dating back to the loss at Arizona (4/28), center fielder **Johnny Sewald** has found his groove. He is hitting .471 (16-for-34) with a .526 on-base percentage and a .647 slugging percentage, and has seven RBI, five extra-base hits and 10 runs scored. Sewald is one of only three regular starters with a batting average of .300 or better. He is the only one above .350.

**Hitting Trends**

Through the first 10 games of the season, the Devils hit over .300 just twice. In their second 10-game set of the season, they hit over .300 in all 10 games. In their third 10-game set, they hit over .300 just twice. In their fourth 10-game set, they hit .300 nine times. They hit .300 in the next six games, but are under .300 the past two.

**#OccupyPHXMuni**

ASU ranks 15th in total attendance and is the only school west of Texas to draw more than 90,000 fans this season. The Devils rank 18th in average attendance with 3,176 fans per game. ASU's 98,482 fans through 31 home games are the most in the past six seasons.

**Ranked Wins**

The Sun Devils have 11 wins over ranked opponents this season. They went 2-1 against then-No. 5 Oklahoma State on opening weekend and followed that up with a 1-2 record against then-No. 1 TCU, a 2-1 record against then-No. 24 Oregon State, a 2-1 at then-No. 15 Oregon, two wins against then-No. 24 Arizona, and 1-2 at No. 13 Cal, and one win over No. 2 UCLA.

**Streaking**

Center fielder **Johnny Sewald's** 26-game streak of reaching base safely, the Devils' longest streak this season, was broken on May 8. Second baseman **Andrew Snow** (20) and right fielder **Trever Allen** (21) each have also reached in 20 consecutive games at one point this season. Allen's 18-game hitting streak was broken on March 29. It marked the longest streak at ASU since **Riccio Torrez** put together a 26-game streak in 2010. Snow (13-game), third baseman **David Greer** (13-game) and catcher **Brian Serven** (10-game) have each put together double-digit hitting streaks this season.

**Serven Finds His Power**

Sophomore catcher Brian Serven has found his power stroke over the second half of the season: Through his first 69 at-bats, he had a .391 slugging percentage, a .304 batting average, 21 hits, three doubles, a home run, eight RBI and nine runs scored. Through his second 69 at-bats, he had a .623 slugging percentage, a .377 batting average, 26 hits, five doubles, four home runs, 19 RBI and 14 runs scored. However, in the past 29 at-bats, he's hit .103 with three hits, including one double, and three RBI.



## 2015 Sun Devil Baseball • May 14-16 • Washington State

### Projected Lineup:

C- Serven  
1B- Bielek  
2B- Snow  
SS- Woodmansee  
3B- Greer  
LF- Peevyhouse  
CF- Sewald  
RF- Allen  
DH- Committee

### Stacking up with the Pac-12

- Batting Avg. - 2nd at .298
- Slugging Pct. - T3rd at .414
- On-Base Pct. - 5th at .364
- Runs Scored - 5th at 268
- Hits - 3rd with 500
- RBI - 5th with 245
- HR - T7th with 24
- Total bases - 4th with 695
- ERA - 9th at 4.16
- Opposing Bat. Avg. - 9th at .269
- Batters Struck Out - 4th w/ 392
- Hits Allowed - 9th with 453
- Fielding percentage - T6th at .971
- Errors - T6th with 56

### ASU In The Polls:

Week	BA	CB	WA	D1	USA
PRE	18	19	21	24	21
1	18	9	17	17	21
2	18	9	20	17	21
3	18	13	21	17	22
4	16	14	20	12	19
5	16	11	19	7	17
6	11	9	16	6	13
7	11	9	12	6	10
8	9	8	9	5	9
9	7	5	5	4	8
10	7	5	11	5	12
11	7	6	10	6	10
12	9	10	16	11	13
13	16	12	20	17	18

BA- Baseball America  
CB- Collegiate Baseball  
WA- National Collegiate Baseball Writers Assoc.  
D1 - D1Baseball.com  
USA- USA Today Coaches Poll

### Greer Comes Into His Own...

Sophomore **David Greer**, who became a regular fixture in the lineup when then-starting third baseman **Dalton DiNatale** was injured March 3, has started the past 37 games, including 34 at third base. He has a hit in 32 of them, and has gone 50-for-140 (.357), including nine doubles, two triples and a home run, with 24 RBI and 18 runs scored to go along with a .413 on-base percentage and a .481 slugging percentage. He has two game-winning RBI in that span (3/8 vs Long Beach State and 3/15 vs Oregon State), set a career high with three RBI vs LBSU March 8 and vs Arizona April 12, and has set his career high with three hits in five games.

### ...And So Does Snow

Freshman second baseman **Andrew Snow** has hit .333 (26-for-78) with five extra-base hits, 12 RBI, and 15 runs scored, and has tallied a .391 on-base percentage and a .436 slugging percentage in the past 21 starts. In his previous nine starts he hit .286 (8-for-28) with two extra-base hits, seven RBI and one run scored, and a .364 on-base percentage and a .357 slugging percentage.

### #Woody

Sophomore shortstop **Colby Woodmansee** leads the team with 20 multi-hit games and 21 multi-RBI games, as well as hits, extra-base hits, RBI and total bases. He has a hit in 39 of ASU's 48 games this season and has reached base in 43 games, and has reached base in 53 of his past 62 games dating back to March 28, 2014, at UCLA. Woodmansee hit a walk-off home run in the 10th inning of the season opener for ASU's first walk-off home run since Joey DeMichele on June 3, 2011 vs. New Mexico (3-run homer in Tempe Regional) and became the first Devil in the past three seasons to hit multiple home runs on opening weekend (Abe Ruiz vs Western Michigan in 2012).

### Burr's Box Score Presence

Right-hander **Ryan Burr** is the only player in the nation with double-digit saves and seven wins, and he ranks first in the Pac-12 in saves with 13 and is tied for second in the conference with seven victories. He has already matched his career win total this season as he went 3-3 in 2014 and 4-2 in 2013. He is eighth in the conference with 61 strikeouts, and is the only full-time reliever to rank among the top eight in the Pac-12 in strikeouts.

### More Burr - A Record Breaking Career

Junior RHP **Ryan Burr** recorded his 26th career save Feb. 18 in a win over Oklahoma to set the school's career saves record and currently has 37 in his career. Burr also currently ranks fifth in school history with 89 career appearances and is 10 away from the fourth spot, held by Ryan Bradley (1995-97). Burr, who collected 12 saves in each of his past two seasons, has 13 in 2015 and is one away from tying the single-season record. He broke Doug Nurnberg's record, which was set in 1965-67 and was the longest-standing individual career record in school history. Burr also set the freshmen record for single-season saves with 12 in 2013.

### #KelloggShow

Junior LHP **Ryan Kellogg** is the first Sun Devil to lead the team in wins in consecutive seasons since Ken Jones in 1978-79. Sterling Slaughter (1962-63), Craig Swan (1970-72) and Floyd Bannister (1975-76) also accomplished the feat and Kellogg could join Swan as the only Devils to lead the team in wins in three consecutive seasons. In addition, Kellogg has 11 wins over ranked opponents, including four in 2015, three in 2013 and four in 2014. He has a career record of 26-5, including 18-2 in 26 career Pac-12 starts, and 25 of his 44 career starts have been quality starts. Kellogg is one of five Sun Devils in the past five seasons to earn repeat First Team All-Conference honors, joining Joey DeMichele (2011-12), Deven Marrero (2011-12), Riccio Torrez (2010-11) and Mitchell Lambson (2009-10). He has not issued a walk in three of his starts this season and 16 career starts. Among Div. I Canadian pitchers, Kellogg is tied for fourth all-time with 26 wins, and is just three wins from the top three, and all seven pitchers ahead of him played four seasons for their respective schools. Kellogg tossed his third career complete game in a win over Oregon on March 21, tied for the fourth most among ASU pitchers since 2008. His 298.2 career innings pitched are the most since 2008, and his 44 career starts are the most since 2008.

### Allen's ASU Career

Redshirt senior outfielder **Trevor Allen**, who had nine home runs in 2013 and five in 2014, was the first Sun Devil to lead the team in home runs in consecutive seasons since Brett Wallace in 2007-08, and just the seventh in program history to do so. His 181 career starts are tied for the second most since 2008 (behind 199 by Matt Newman, 2008-11), his 709 at-bats are the second most behind Newman's 713, and his 195 games played trail only Newman's 223. He recorded his 200th career hit against Arizona on April 22.

### K's & ERA & Opposing Batting Average

Junior LHP **Brett Lilek** is the first Sun Devil to lead the team in both ERA and strikeouts since Mike Leake in 2008 and 2009, and is the 11th player in school history to accomplish the feat. In addition, Lilek was one of just three pitchers in the Pac-12 in 2014, and one of just two returning pitchers in 2015, to finish in the top eight in the conference in the regular season in ERA, opposing batting average and strikeouts.

### I'll Take That

Junior center fielder **Johnny Sewald** has stolen a team-high 20 bases this season and 37 in his career - both marks rank as the most by any Sun Devil in the past three seasons.

### Young, Seasoned Catcher

Sophomore catcher **Brian Serven**, who was named to the Johnny Bench Award Watch List, has caught 16 runners stealing base in 2015 and his career total of 31 is more than any Sun Devil since 2009. He became just the third true freshmen catcher in the past 20 years at ASU to start the majority of the season, joining Petey Paramore in 2006 and





## 2015 Sun Devil Baseball • May 14-16 • Washington State

## 2015 Sun Devil Leaders

*\*Min. 30 AB, 5 app***Batting Average:**

Greer, .351

**Slugging Percentage:**

Ybarra, .500

**Total Bases:**

Woodmansee, 91

**Hits:**

Woodmansee, 62

**RBI:**

Woodmansee, 38

**HR:**

Ybarra/Serven, 5

**Runs Scored:**

Sewald, 43

**X-Base Hits:**

Woodmansee, 20

**Stolen Bases:**

Sewald, 20

**Walks:**

Sewald, 28

**IP:**

Kellogg, 92.2

**Strikeouts:**

Kellogg, 67

**Wins:**

Kellogg/Burr, 7

**ERA:**

Burr, 2.80

**Saves:**

Burr, 13

**Appearances:**

Burr, 28

**Games Started:**

Kellogg/Lilek, 13

Trent Pratt in 1999. He also caught 15 runners stealing base in 2014, which was the most since Carlos Ramirez caught 15 in 2009 and is tied for the most by a Sun Devil since 2006.

**A Trio Of Junior Preseason All-American Pitchers**

ASU is the only school in Div. I with three pitchers on a preseason All-America team as junior left-handed starters **Ryan Kellogg** and **Brett Lilek**, and right-handed closer **Ryan Burr** were all named Louisville Slugger 2015 Preseason All-Americans (third team).

**Golden Spikes Tradition**

Junior right-handed pitcher **Ryan Burr** was named to the Golden Spikes Midseason Watch List and is the first Devil since right-handed pitcher **Trevor Williams** in 2013 to earn a spot on the midseason list. The Sun Devils are the only team in the nation to boast three current pitchers who have been named to the preseason watch list for the Golden Spikes Award, given to the top amateur baseball student-athlete in the country. Junior left-handed pitcher **Brett Lilek** was named to the preseason watch list in 2015 and is the 11th Sun Devil to earn the recognition since 2010. He joins fellow juniors **Burr** and **Ryan Kellogg**, who earned the preseason nod in 2014, as current Sun Devil student-athletes to earn a spot on preseason watch list.

**Legacy Devils**

There are five Legacy Devils on the 2015 team: **Trevor Allen** (father, Jaime), **Joey Bielek** (uncle, Brett Wallerstedt (football)), **Coltin Gerhart** (brother, Garth (football)), **David Graybill** (father, Dave Graybill), and **Andrew Snow** (cousin, Dustin Pedoria; uncle, Phil Snow (football assistant coach)).

**Academic Success**

Fourteen Arizona State University baseball student-athletes have been recognized during the Fall 2014 semester as Scholar Ballers®, which honors those who achieve a 3.0 GPA or higher. A total of 20 current baseball student-athletes have earned Scholar Baller® recognition in at least one of the past five semesters. Junior preseason All-America pitchers **Ryan Burr** and **Ryan Kellogg** each earned a 4.0 GPA this past semester, while freshmen **Ryan Hingst** and **Eli Lingos** each began their respective college careers with a 3.9 GPA in their first semesters.

**Feeling The Draft**

There are eight members of the 2015 Sun Devils who have had their name called during the annual Major League Baseball draft, including junior **David Graybill**, who has been drafted twice as a pitcher.

Player	Round	Team	Year
Ryan Kellogg	12th	Blue Jays	2012
Hever Bueno	17th	Yankees	2013
Ryan Lillard	30th	Royals	2014
David Graybill	31st	Dodgers	2012
	32nd	Yankees	2014
Ryan Burr	33rd	Rangers	2012
Johnny Sewald	34th	Orioles	2012
Brett Lilek	37th	Mariners	2012
Tucker Baca	32nd	Braves	2014

**Up Next**

The Sun Devils close out their regular-season home schedule against Abilene Christian on May 19. First pitch is at 6:30 p.m. and will be streamed live on thesundevils.com and broadcast by NBC Sports Radio AM 1060. ASU finishes the regular season against USC in Los Angeles May 22-24. Friday's game is scheduled for a 7 p.m. start, with Saturday and Sunday slated for 4 p.m. and 3 p.m., respectively. All three games will be televised on Pac-12 Networks and broadcast by NBC Sports Radio AM 1060.

**Success Against The Pac Since 2000**

ASU is 13-2 in series' against Washington State with 5 sweeps (losing series in '10 and '13)

ASU is 11-5 in series' against UCLA with 3 sweeps

ASU is 11-4 in series' against USC with 3 sweeps

ASU is 11-5 in series' against Cal with 5 sweeps

ASU is 11-5 in series' against Washington with 5 sweeps

ASU is 11-5 in series' (with 2 sweeps) against UA

ASU is 10-6 in series' (with 4 sweeps) against Oregon State

ASU is 6-1 in series' (with 2 sweeps) against Oregon

ASU is 4-0 in series' (three sweeps) against Utah

The only school in the league with an advantage over ASU since 2000 is Stanford. The Devils are 7-9 in series vs. the Cardinal in that span (ASU: 4 sweeps / Stanford: 1)

ASU has played 137 Pac-10/12 conference series since 2000 and has won or swept 95 of those series (including 36 sweeps), which equates to a .700 percentage. Conversely, ASU has only been swept 3 times in that span (by Oregon State in '11, and by Stanford and Oregon in '12).

**Wins By Category**

- **Doubleheaders:** 486-143; **Season openers:** 44-12-1
- **Conference openers:** 29-24 all-time (1-3 in Pac-12, 18-14 in Pac-10 10-7 in WAC)
- **Ranked opponents (Since 2010):** 63-52 with 23 wins over top-10 teams, including two road series wins over top-5 teams

## 2015 Preseason Honors

**Ryan Burr (RHP)**

-Louisville Slugger (Third Team)  
-No. 6 2015 prospect in Pac-12 (Perfect Game)  
-NCBWA Preseason Stopper of the Year Watch List

**Ryan Kellogg (LHP)**

-Louisville Slugger (Third Team)  
-No. 10 2015 prospect in Pac-12 (Perfect Game)

**Brett Lilek (LHP)**

-Golden Spikes Award Preseason Watch List  
-Baseball America (Third Team)  
-Louisville Slugger (Third Team)  
-No. 2 2015 prospect in Pac-12 (Perfect Game)

**Pac-12 Picks:**

Arizona State was picked to finish third in the 2015 Preseason Pac-12 Coaches' Poll with 82 points, including two first-place votes. UCLA was picked to finish first, receiving 96 points, with Oregon in second at 84 points. ASU was also picked to finish third in the conference by Perfect Game and D1Baseball.com.



## 2015 Sun Devil Baseball • May 14-16 • Washington State

# PRIDE POINTS

### Today's Devils Are Tomorrow's Major Leaguers

- Most players taken in the MLB Draft since 2010 (41) - five more than the next closet team, Florida.
- ASU's 102 Major Leaguers since 1959 is the most in the nation.
- The first-ever player drafted by the MLB was Sun Devil alum Rick Monday
- ASU is the only school at any level to have multiple No. 1 overall picks in June MLB Draft history
- Most unique first round players taken in the June MLB Draft with 20 - (excludes compensation picks and redraftees)
- Most players drafted in a single year (15 in 2008)
- Most players ever drafted (400)

### Regular Season Success

- ASU has the highest winning percentage among all Pac-12 schools since 1979 and has the fifth-highest winning percentage among all NCAA schools (2,742-1,335-8, .672)
- Has finished the season nationally ranked in 45 seasons, including 27 times in the top 10, 22 in the top 5 and five No. 1
- Have notched 53 consecutive 30-win seasons, which is the most in the NCAA, and have won at least 30 games in 55 of the program's 57-year history in the modern era. The streak started with the 1963 season when ASU went 34-13. Florida State is second with 51 consecutive.
- Has 30 40-win seasons, 18 50-win seasons and four 60-win seasons

### Postseason Success

- 37 NCAA postseason appearances, tied for fifth most in NCAA history, 31 NCAA Regional appearances and 19 Regional titles
- 22 CWS appearances are the third most in NCAA history and 61 CWS wins are third most in NCAA history
- 10 CWS final appearances, which is third most in NCAA history (five National Championships, five runner-ups)

### Pacing The Pac At The Plate...

The Sun Devils finished the regular season ranked first in the Pac-12 in batting average (.286), slugging percentage (.389), hits (546) and total bases (741), and were second in on-base percentage (.374) and runs scored (325). ASU has led the conference in slugging percentage, hits and total bases the past two seasons.

### ...And In All-Conference Selections

ASU leads the Pac-12 with 24 First Team All-Conference selections since 2010, three more than UCLA, four more than Arizona, and five more than Oregon State.

### A Tradition Of USA Collegiate Baseball

Junior RHP **Ryan Burr** earned a spot on the USA Baseball Collegiate National Team for the second consecutive summer in 2014 and joined former Sun Devil Dustin Pedroia as the only two student-athletes in school history to be selected to the team in consecutive seasons. At least one Sun Devil has played on the Collegiate National Team in seven consecutive seasons, which is the longest streak in the NCAA. ASU has had a representative on the team each year since 2007 and a Sun Devil has been represented on the Collegiate National Team in 15 different seasons, which is fourth most behind Stanford (21), Cal State Fullerton (19) and Miami (17). ASU's 20 players are tied for the fourth most with Georgia Tech and trail Stanford (29), Cal State Fullerton (22) and Miami (21). In two summers with the USA Baseball CNT, Burr has pitched 20 2/3 innings and allowed only one total run. Opponents are hitting a miniscule .048 off of Burr as a member of the CNT and he has recorded nine saves, which is the most of any CNT pitcher in the past two years. Burr has struck out a remarkable 38 batters in his time in the Red, White and Blue, which puts him over 16 strikeouts per nine innings.

### Restarting A Baseball America Tradition:

The Sun Devils were ranked in the top 25 in six major preseason polls, including No. 18 by Baseball America. The Devils had a two-year hiatus from Baseball America's preseason top 25 after they had been in the poll for 26 straight seasons, the longest streak in the nation.

### Alone At The Top

Joe Arnold and Mike Kelly will be inducted into the National College Baseball Hall of Fame as part of the 2015 class. The two inductees give ASU a total of 10 Hall of Famers, the most from any single school in college baseball.

### ASU's National College Baseball Hall of Famers

Joe Arnold (ASU: 1968; HOF: 2015)  
Sal Bando (ASU: 194-65 HOF: 2013)  
Eddie Bane (ASU: 1971-73; HOF: 2008)  
Floyd Bannister (ASU: 1974-76; HOF: 2008)  
Alan Bannister (ASU: 1970-72; HOF: 2010)  
Jim Brock (ASU: 1972-94; HOF: 2007)  
Bob Horner (ASU: 1976-78; HOF: 2006)  
Mike Kelly (ASU: 1989-91; HOF 2015)  
Oddibe McDowell (ASU: 1983-84; HOF: 2011)  
Bobby Winkles (ASU: 1959-71; HOF: 2006)

### National College Baseball Hall of Famers by School

Arizona State - 10  
Texas - 9  
Wichita State - 5  
Louisiana State - 4  
Miami - 4  
Michigan - 4  
Oklahoma State - 4  
USC - 4

### Back To The Old New:

ASU moved back to Phoenix Municipal Stadium after playing 40 seasons at Packard Stadium from 1974-2014. The Devils played 137 games at Muni from 1964-74, and went 111-26 at the stadium, including 17-6 against Arizona. ASU's first game at Muni was April 10, 1964, and was a 5-3 win over Arizona. ASU's last game at Muni was March 18, 1974, and was 9-6 win over Colorado. ASU won District 7 titles in 1965 and 1967 at Muni before going on to win National Championships in Omaha. Former Sun Devil and eventual Major League Baseball Hall of Famer Reggie Jackson was the first college player to hit a home run at Muni.

### Packing Them In

For the 10th consecutive year and the 11th time in the past 12 years, Arizona State led the West Coast and Pac-12 in total attendance, as well as regular season average attendance. 85,325 fans came to Winkles Field-Packard Stadium at Brock Ballpark during the 2014 season for an average of 2,844 in 30 home games, the 22nd highest average in the nation.

### MLB Devils

There are 12 Sun Devils on Major League Baseball rosters, which is tied with Long Beach State for the most among all NCAA schools:  
Willie Bloomquist, Mariners; Kole Calhoun, Angels; Ike Davis, A's; Jake Elmore, Rays; Andre Ethier, Dodgers; Ian Kinsler, A's; Tuffy Gosewisch, D-backs; Jason Kipnis, Indians; Mike Leake, Reds; Dusan Pedroia, Red Sox; Andrew Romine, Tigers; Eric Sogard, A's.



2015 Sun Devil Baseball • May 14-16 • Washington State

# Arizona State Sun Devil Baseball 2015 Roster

## Numerical Roster (32)

No.	Name	Pos.	B/T	HT	WT	Yr./Exp.	Hometown (Previous School)
4	Andrew Snow	INF	R/R	6'1"	165	Fr./HS	Woodland, Calif. (Jesuit)
5	Joey Bielek^	INF	R/R	6'1"	213	Sr./1V	Scottsdale, Ariz. (Chaparral/Cincinnati/Paradise Valley CC)
6	Brian Serven	C	R/R	6'0"	203	So./1V	Palm Desert, Calif. (Palm Desert)
7	Eder Erives	RHP	R/R	6'0"	167	So./1V	El Paso, Texas (Montwood)
8	Seth Martinez	RHP	R/R	6'2"	191	So./1V	Peoria, Ariz. (Sunrise Mountain)
9	Chris Beall^	INF	L/L	6'1"	216	Jr./2V	Phoenix, Ariz. (Brophy Prep)
10	Coltin Gerhart	OF	R/R	5'11"	210	Fr./HS	Murrieta, Calif. (Vista Murrieta)
14	RJ Ybarra^	C	R/R	5'11"	224	Jr./2V	Riverside, Calif. (Riverside Poly)
15	Darin Gillies^	RHP	R/R	6'4"	205	Sr./3V	Hollister, Calif. (San Benito)
16	Andrew Shaps	LHP	L/L	6'1"	179	Fr./HS	Paradise Valley, Ariz. (Chaparral)
17	Dalton DiNatale^	INF	L/R	6'4"	221	Jr./2V	Parkland, Fla. (Ontario Christian)
18	Johnny Sewald^	OF	L/R	6'0"	158	Jr./2V	Las Vegas, Nev. (Bishop Gorman)
20	Trever Allen*^	OF	R/R	5'11"	195	Sr./3V	Tempe, Ariz. (Corona Del Sol)
21	Jake Peevyhouse^	OF	L/L	5'10"	185	Sr./3V	Phoenix, Ariz. (Pinnacle)
23	Jordan Aboites^	INF/RHP	R/R	5'6"	140	Jr./2V	Long Beach, Calif. (Mayfair)
24	David Graybill^	RHP	R/R	6'5"	246	Jr./2V	Phoenix, Ariz. (Brophy Prep)
25	Ryan Lillard	INF	L/R	6'1"	190	Fr./HS	Urbandale, Iowa (Urbandale)
26	Brett Lilek^	LHP	L/L	6'4"	217	Jr./2V	South Holland, Ill. (Marian Catholic)
27	Zach Cerbo	C	R/R	5'9"	192	So./1V	Montville, N.J. (Bergen Catholic)
28	David Greer	INF	R/R	6'1"	203	So./1V	Scottsdale, Ariz. (Desert Mountain)
29	Grant Schneider	RHP	R/R	6'3"	205	Fr./HS	Austin, Texas (Lake Travis)
31	Trevor Horn	RHP	R/R	6'1"	180	Fr./HS	Scottsdale, Ariz. (Horizon)
32	Ryan Burr^	RHP	R/R	6'4"	216	Jr./2V	Highlands Ranch, Colo. (Highlands Ranch)
35	Tucker Baca	LHP	L/L	6'4"	193	Fr./HS	Suwanee, Ga. (North Gwinnett)
36	Hever Bueno	RHP	R/R	6'2"	199	So./1V	Mesa Ariz. (Westwood)
37	Colby Woodmansee	INF	R/R	6'3"	193	So./1V	Phoenix, Ariz. (Desert Vista)
38	Eric Melbostad^	RHP	R/R	6'4"	222	Jr./2V	Scottsdale, Ariz. (Pinnacle)
40	Reagan Todd	LHP	L/L	6'3"	218	Fr./HS	Centennial, Colo. (Regis Jesuit)
43	Ryan Peep	INF	R/R	5'11"	187	Fr./HS	Chandler, Ariz. (Hamilton)
46	Eli Lingos	LHP	L/L	6'0"	185	Fr./HS	Temecula, Calif. (Great Oak)
47	Ryan Hingst	RHP	R/R	6'4"	177	Fr./HS	El Paso, Texas (Franklin)
49	Ryan Kellogg^	LHP	R/L	6'6"	234	Jr./2V	Whitby, Ontario, Canada (Henry Street)

\* - Has utilized redshirt year; ^ - Draft eligible in 2015

**Head Coach:** 13 - Tracy Smith**Assistant Coach/Recruiting Coordinator:** 2 - Ben Greenspan**Assistant Coach/Pitching Coach:** 45 - Brandon Higelin**Assistant Coach:** 11 - Fred Nori**Graduate Manager:** 19 - Abe Ruiz**Sports Medicine/Rehabilitation:** Kenny McCarty**Strength & Conditioning:** Jason Robbins**Academic Adviser:** Brittney Jarvie

## Nickname Guide

#Gramps – Allen  
 #MrDecember – Bielek  
 #Believe – Burr  
 #MontvilleCannon – Cerbo  
 #Bridge – Gillies  
 #KelloggShow – Kellogg  
 #Crispy – Lilek  
 #Sidewinder – Melbostad  
 #TheAppetizer – Peep  
 #House – Peevyhouse  
 #Swerve – Serven  
 #JohnnyBaseball – Sewald  
 #LaserPointer – Snow  
 #Woody – Woodmansee  
 #Tortuga – Ybarra

## Pronunciation Guide

Jordan ABOITES - A-Boy-Tis  
 Tucker BACA - BACH-a  
 Joey BIELEK - BY-Lick  
 HEVER Bueno - EVER  
 Dalton DINATALE - Dee-Na-TALLY  
 EDER ERIVES - ED-er A-Re-VIS  
 DARIN GILLIES - Dare-IN Gill-EES  
 Brett LILEK - Lil-ICK  
 Eric MELBOSTAD - Mel-BO-Stad  
 Fred NORI - NOR-i  
 Johnny SEWALD - SEE-Wald  
 Brian SERVEN - SIR-Vin  
 Colby WOODMANSEE - Wood-MAN-See  
 RJ YBARRA - YA-Bar-A

## Alphabetical

23	Jordan Aboites	INF/RHP
20	Trever Allen	OF
35	Tucker Baca	LHP
9	Chris Beall	INF
5	Joey Bielek	INF
36	Hever Bueno	RHP
32	Ryan Burr	RHP
27	Zach Cerbo	C
17	Dalton DiNatale	INF
7	Eder Erives	RHP
10	Coltin Gerhart	OF
15	Darin Gillies	RHP
24	David Graybill	RHP
28	David Greer	INF
47	Ryan Hingst	RHP
31	Trevor Horn	RHP
49	Ryan Kellogg	LHP
26	Brett Lilek	LHP
25	Ryan Lillard	INF
46	Eli Lingos	LHP
8	Seth Martinez	RHP
38	Eric Melbostad	RHP
43	Ryan Peep	INF
21	Jake Peevyhouse	OF
29	Grant Schneider	RHP
6	Brian Serven	C
18	Johnny Sewald	OF
16	Andrew Shaps	LHP
4	Andrew Snow	INF
40	Reagan Todd	LHP
14	RJ Ybarra	C
37	Colby Woodmansee	INF

## By Position

Catchers.....	3
Pitchers.....	17
Infielders.....	9
Outfielders.....	4
*players with multi-positions included	

## By Class

Seniors.....	4
Juniors.....	10
Sophomores.....	7
Freshmen.....	11

## Batting

Lefties.....	10
Righties.....	22

## Pitching

Righties.....	10
Lefties.....	6





2015 Sun Devil Baseball • May 14-16 • Washington State

# Last Time it Happened in Sun Devil Baseball...

## Hitting Categories:

**A SUN DEVIL HIT A GRAND SLAM:** Brian Serven, May 4, 2014, at Oklahoma State (12-14 L)  
**ASU HIT A WALK-OFF HOME RUN:** Colby Woodmansee, February 13, 2015, vs. Oklahoma State (solo homer in 10th inning)  
**A SUN DEVIL LED OFF A GAME WITH A HR:** Kasey Coffman, March 3, 2013, vs. Gonzaga (Surprise) (6-6 T)  
**A SUN DEVIL HIT FOR THE CYCLE:** Travis Buck, March 7, 2003 vs. Southern Utah (19-0 win)  
**THE DEVILS HIT FOR THE CYCLE TO OPEN A GAME:** April 27, 2003 vs. Washington State in first inning (HR/2B/1B/3B)  
**THE DEVILS HIT BACK-TO-BACK HOME RUNS:** Drew Stankiewicz and Dalton DiNatale, May 21, 2013 vs BYU (7th inning, two-outs)  
**THE DEVILS HIT BACK-TO-BACK-TO-BACK HOME RUNS:** Max Rossiter (3-run), RJ Ybarra and Trever Allen, May 5, 2013 vs Stanford (2nd inning)  
**A SUN DEVIL HIT TWO HOME RUNS IN ONE GAME:** Brian Serven, March 29, 2015 vs. Stanford (14-6 W)  
**A SUN DEVIL HIT THREE HOME RUNS IN A GAME:** Joey DeMichele, May 1, 2011 vs. Stanford (ties ASU record)  
**A SUN DEVIL HAD 5 HITS IN A GAME:** Johnny Sewald, May 9, 2015 vs. UCLA (5-for-7)  
**A SUN DEVIL HAD 6 HITS IN A GAME:** Travis Buck, March 13, 2005 vs. Western Illinois (6-for-8, 3 RBI)  
**A SUN DEVIL HAD 7 HITS IN A GAME:** Jerry Mantlo, Feb. 6, 1972, vs. Michigan  
**A SUN DEVIL HAD 3 DOUBLES IN A GAME:** Jake Peevyhouse, March 29, 2014 at No. 15 UCLA  
**A SUN DEVIL HAD 4 DOUBLES IN A GAME:** Travis Buck, Feb. 28, 2004 vs. Connecticut (16-5 victory)  
**A SUN DEVIL HIT 2 TRIPLES IN A GAME:** Joey DeMichele, May 6, 2011 vs. Long Beach State  
**A SUN DEVIL HAD 7 RBI IN A GAME:** Andy Workman, May 8, 2011 vs. Long Beach State (17-9 win)  
**A SUN DEVIL HAD 8 RBI IN A GAME:** Kiel Roling, March 17, 2007 vs. Maine  
**A SUN DEVIL HAD 9 RBI IN A GAME:** Jeremy West, April 27, 2003 vs. Washington State  
**A SUN DEVIL STOLE 4 BASES IN A GAME:** Drew Maggi, April 10, 2010 at Washington State (ties school record)  
**A SUN DEVIL STOLE HOME:** Jordan Aboites, Feb. 15, 2014 vs Baylor (7-4 win)  
**A SUN DEVIL STRUCK OUT FOUR OR MORE TIMES IN A GAME:** Brian Serven, May 13, 2014 at UNLV (4 Ks in 9-5 win)  
**A SUN DEVIL WALKED FOUR TIMES IN A GAME:** Dalton DiNatale, April 16, 2013 at Arizona (10-9 L)  
**A SUN DEVIL HITTER STRANDED SIX RUNNERS ON BASE:** Brian Serven (7), April 29, 2015 at Washington  
**A SUN DEVIL RECORDED 13 TOTAL BASES:** Jeremy West (14), April 27, 2003 vs. Washington State (3 HR, 2 1B)  
**A SUN DEVIL HAD AN INSIDE THE PARK HOME RUN:** Trever Allen, March 1, 2012 vs. St. Louis  
**A SUN DEVIL SCORED FIVE RUNS IN A GAME:** Kiel Roling, February 4, 2007 vs. Southern Utah (5 runs scored)  
**A SUN DEVIL WAS HIT BY PITCHES TWO OR MORE TIMES:** Andrew Snow at Cal, May 1, 2015 (5-3 W)  
**AN OPPONENT HIT TWO HOME RUNS IN ONE GAME:** D.J. Peterson (New Mexico), April 9, 2012 at New Mexico (15-6 loss)  
**AN OPPONENT HIT A WALK-OFF HOME RUN:** Kevin Williams (UCLA), March 16, 2012 at Jackie Robinson Stadium (Solo HR in 9th inning)  
**AN OPPONENT HIT A LEADOFF HOME RUN:** Andy Lentz (Washington), May 17, 2008 at Packard Stadium (off Josh Satow)

## Pitching Categories:

**A SUN DEVIL PITCHER THREW A NO-HITTER:** Ryan Kellogg, March 23, 2013, vs Oregon State (4-0 W)  
**A SUN DEVIL PITCHER THREW A PERFECT GAME:** Eddie Bane, March 2, 1973, vs. Cal State Northridge (ASU 9, CSUN 0)  
**A SUN DEVIL PITCHER THREW A ONE-HITTER:** Brian Flores, May 20, 2007 at Oregon State (ASU 8, OSU 1)  
**A SUN DEVIL PITCHER THREW A TWO-HITTER:** Will Waldrip, Jan. 23, 1999, vs. Hawaii-Hilo (ASU 3, Hilo 0)  
**ARIZONA STATE WAS NO-HIT:** Phil Keller (Stanford), March 23, 1970 (Stanford 1, ASU 0)  
**ARIZONA STATE WAS ONE-HIT:** Sean Silva/Brent Wheatley (USC), April 12, 2013 (USC 5, ASU 0)  
**A SUN DEVIL PITCHER THREW A COMPLETE GAME:** Brett Lilek, May 10, 2015, vs UCLA (2-1 W)  
**A SUN DEVIL PITCHER THREW A COMPLETE GAME SHUTOUT:** Ryan Kellogg, April 26, 2014, at Arizona (7-0 W)  
**A SUN DEVIL PITCHER THREW BACK-TO-BACK COMPLETE GAMES:** Trevor Williams in 2013 (3/1 (8-1 W, Pacific) and 3/9 (4-0 W, Long Beach State))  
**SUN DEVIL PITCHERS THREW BACK-TO-BACK COMPLETE GAME SHUTOUTS:** Brady Rodgers/Kramer Champlin, May 20 and 21, 2011 at Washington  
**AN OPPOSING PITCHER THREW A COMPLETE GAME:** Tyler Davis, at Washington, April 18, 2015 (ASU 4, UW 3)  
**THE SUN DEVILS SHUT OUT AN OPPONENT (1 OR MORE PITCHERS):** vs. New Mexico State, April 29, 2014 (2-0 W)  
**THE SUN DEVILS WERE SHUT OUT:** vs UCLA, May 8, 2015 (UCLA 9, ASU 0)  
**A SUN DEVIL STRUCK OUT 10 OR MORE BATTERS IN A GAME:** Ryan Kellogg (10), March 2, 2014 vs. #14 Oklahoma State (5.0 IP, Surprise, Ariz.)  
**A SUN DEVIL STRUCK OUT 15 OR MORE BATTERS IN A GAME:** Mike Leake (15), May 30, 2009 vs. Oral Roberts (CG, 4-1 Win in Tempe Regional)  
**AN OPPOSING PITCHER STRUCK OUT 10 OR MORE SUN DEVILS:** Tyler Davis, Washington, April 18, 2014 (ASU 4, UW 3)  
**THE SUN DEVIL PITCHING STAFF DID NOT WALK A BATTER:** Ryan Kellogg and Ryan Burr, Feb. 28, 2015, vs Gonzaga (5-2 W)  
**A SUN DEVIL PITCHER RECORDED 10 WINS IN A SEASON:** Ryan Kellogg, 11-1 (2013)  
**A SUN DEVIL PITCHER HIT THREE BATTERS IN A GAME:** Brett Lilek (3), April 4, 2015 at Utah (6-5 W)

## Fielding Categories:

**THE SUN DEVILS HAD NO ERRORS IN A GAME:** at Cal, May 1, 2015 (W, 5-3)  
**A SUN DEVIL COMMITTED THREE OR MORE ERRORS IN A GAME:** Andrew Romine, May 19, 2006 at Arizona (3)  
**A SUN DEVIL HAD 16 OR MORE PUTOITS IN A GAME:** Zach Wilson, First Base (20), April 21, 2011 at Cal  
**A SUN DEVIL HAD 20 OR MORE PUTOITS IN A GAME:** Zach Wilson, First Base (20), April 21, 2011 at Cal  
**A SUN DEVIL HAD EIGHT OR MORE ASSISTS IN A GAME:** Colby Woodmansee (SS, 11 assists), May 9, 2015 vs. UCLA (17 innings)  
**A SUN DEVIL CAUGHT AND PITCHED IN THE SAME INNING:** Jordan Swagerty, March 17, 2010 vs. USC (twice in 2010)  
**THE SUN DEVILS TURNED FIVE DOUBLE PLAYS IN A GAME:** April 25, 2010, vs. Washington (5 - ties school record)  
**THE SUN DEVILS TURNED A TRIPLE PLAY:** February 27, 2007 at Arizona (Eric Sogard (2B), Brett Wallace (1B) and Andrew Romine (SS))

## Scoring and Misc. Categories:

**THE SUN DEVILS RECORDED 20 OR MORE HITS:** 23, vs. San Francisco, April 28, 2010 (21-3 win)  
**THE SUN DEVILS RECORDED 20 HITS IN BACK-TO-BACK GAMES:** February 3-4, 2007 vs. Southern Utah (22/22)  
**THE SUN DEVILS SCORED 20 OR MORE RUNS:** 21, vs. San Francisco, April 28, 2010 (21-3 win)  
**THE SUN DEVILS SCORED 30 OR MORE RUNS:** 30, March 13, 2005 vs. Western Illinois (30-13 victory in Baton Rouge, La.)  
**THE SUN DEVILS SCORED 10 OR MORE RUNS IN AN INNING:** (11 - 5th), April 26, 2015 vs. Tennessee Tech (W, 16-4)  
**THE SUN DEVILS LEFT 15 OR MORE RUNNERS ON BASE:** vs. St. Marys, March 4, 2012 (L, 4-3, 16 LOB)  
**THE SUN DEVILS SURRENDERED A NINTH INNING LEAD:** vs. Tennessee Tech, April 25, 2015 (led 4-3, gave up four in ninth, lost 7-4 in 9th)  
**ASU SWEEP A THREE-GAME PAC-12 SERIES:** vs. Stanford March 27-29, 2015 (7-6, 6-3, 14-6)  
**ASU WAS SWEEP IN A PAC-12 SERIES:** at Stanford, April 20-22, 2012 (5-17 L, 7-8 L, 5-9 L)  
**ASU WAS SWEEP IN A PAC-12 SERIES AT HOME:** vs. USC, March 27-29, 1997 at Packard Stadium (12-7 L, 15-4 L, 11-7 L)  
**THE SUN DEVILS PLAYED EXTRA INNINGS:** vs UCLA, May 9, 2015 (11-5 L in 17 innings)  
**THE SUN DEVILS PLAYED 14 OR MORE INNINGS:** vs UCLA, May 9, 2015 (11-5 L in 17 innings)  
**THE SUN DEVILS PLAYED BACK-TO-BACK EXTRA-INNING GAMES:** June 12 and 13 vs. Arkansas in Super Regional (both 12 innings)  
**ASU PLAYED A GAME OVER 5 HOURS:** vs UCLA, May 9, 2015 (11-5 L in 17 innings), 5 hours, 50 minutes



2015 Sun Devil Baseball • May 14-16 • Washington State

## 2015 STARTERS BY POSITION

CF	
Sewald.....	47 (29-18)
Beall.....	1 (1-0)
RF	
Allen.....	45 (29-16)
Gerhart.....	1 (0-1)
Beall.....	1 (0-1)
Serven.....	1 (1-0)
LF	
Peevyhouse.....	41 (26-15)
Gerhart.....	5 (3-2)
Serven.....	2 (1-1)
SS	
Woodmansee.....	48 (30-18)
2B	
Snow.....	30 (19-11)
Aboites.....	17 (11-6)
Greer.....	1 (0-1)
1B	
Bielek.....	35 (21-14)
Beall.....	6 (4-2)
Ybarra.....	3 (2-1)
Lillard.....	2 (2-0)
DiNatale.....	1 (1-0)
Greer.....	1 (0-1)
3B	
Greer.....	35 (23-12)
DiNatale.....	10 (7-3)
Aboites.....	3 (0-3)
C	
Serven.....	37 (23-14)
Cerbo.....	11 (7-4)
P	
Lilek.....	13 (9-4)
Kellogg.....	13 (8-5)
Martinez.....	12 (9-3)
Hingst.....	4 (2-2)
Gillies.....	3 (0-3)
Graybill.....	2 (2-0)
Bueno.....	1 (0-1)
DH	
Ybarra.....	32 (22-10)
Serven.....	4 (4-0)
Lillard.....	3 (1-2)
Greer.....	3 (0-3)
DiNatale.....	2 (0-2)
Bielek.....	1 (1-0)
Cerbo.....	1 (1-0)
Kellogg.....	1 (0-1)
Martinez.....	1 (1-0)





## 2015 Sun Devil Baseball • May 14-16 • Washington State

### 2015 Accolades

Junior RHP Ryan Burr - Pac-12 Pitcher of the Week - February 16  
 Sophomore C Brian Serven - Johnny Bench Award Watch List - March 11  
 Junior RHP Ryan Burr - Golden Spikes Award Midseason Watch List - April 9  
 Junior RHP Ryan Burr - NCBWA Stopper of the Year Midseason Watch List - April 21  
 Junior RHP Ryan Burr - College Baseball Hall of Fame Pitcher of the Year Watch List - April 23  
 Sophomore SS Colby Woodmansee - Brooks Wallace Award Watch List - April 23  
 Senior OF Trevor Allen - Senior CLASS Award Finalist - April 30  
 Junior RHP Ryan Burr - CoSIDA Academic All-District - May 7  
 Junior LHP Brett Lilek - Pac-12 Pitcher of the Week - May 11

### Home Runs

No.	Player	Opponent (date)	Inning	Type
1	Woodmansee	Oklahoma State (2/13)	10th	Solo (walk-off, no outs)
2	Ybarra	Oklahoma State (2/15)	4th	Solo (1-0 count, one out)
3	Woodmansee	Oklahoma State (2/15)	7th	Solo (3-1, one out)
4	Ybarra	TCU (2/21)	3rd	3-run (0-0 count, one out)
5	Ybarra	TCU (2/22)	2nd	Solo (1-0 count, leadoff)
6	Greer	TCU (2/22)	3rd	Solo (0-2 count, leadoff)
7	DiNatale	CSU Bakersfield (2/26)	4th	Solo (0-0 count, one out)
8	DiNatale	CSU Bakersfield (2/27)	2nd	Solo (1-0, leadoff)
9	Serven	Long Beach State (3/8)	6th	Solo (2-1, two outs)
10	Serven	Stanford (3/29)	7th	Solo (1-0, leadoff)
11	Ybarra	Stanford (3/29)	7th	2-run (2-0, two out)
12	Serven	Stanford (3/29)	8th	3-run (1-1, one out)
13	Woodmansee	New Mexico State (3/31)	1st	2-run (0-0, one out)
14	Allen	New Mexico State (3/31)	6th	3-run (1-2, one out)
15	Snow	at Utah (4/2)	12th	2-run (1-1, one out)
16	Serven	at Utah (4/3)	6th	Solo (2-0, two outs)
17	Peevyhouse	Arizona (4/11)	5th	2-run (1-1, one out)
18	Sewald	at Washington (4/17)	4th	3-run (1-0, two outs)
19	Woodmansee	at Washington (4/18)	4th	Solo (0-0, one out)
20	Serven	at Washington (4/19)	5th	Solo (0-1, one out)
21	Greer	Tennessee Tech (4/25)	6th	Solo (2-1, leadoff)
22	Ybarra	Tennessee Tech (4/25)	6th	2-run (2-1, one out)
23	Allen	at Cal (5/1)	9th	2-run (0-0, one out)
24	Aboites	at Cal (5/3)	8th	Solo (0-2, leadoff)

### Game-winning RBI

No.	Player	Opponent (date)	Inning	Type
1	Woodmansee	Oklahoma State (2/13)	10th	Solo HR (walk-off, no outs)
2	Ybarra	Oklahoma State (2/14)	2nd	Sacrifice fly (1 outs)
3	Woodmansee	Oklahoma (2/18)	7th	Two-run double (2 outs)
4	Peevyhouse	TCU (2/21)	8th	Sacrifice fly (1 outs)
5	Aboites	CSU Bakersfield (2/26)	9th	Single (walk-off, 0 outs)
6	Ybarra	Purdue (2/27)	5th	Single (0 outs)
7	Ybarra	Long Beach State (3/6)	5th	Double (1 out)
8	Greer	Long Beach State (3/8)	4th	Single (1 out)
9	Cerbo	UNLV (3/11)	5th	Two-run single (2 outs)
10	Serven	Oregon State (3/14)	9th	Single (walk-off, 2 outs)
11	Greer	Oregon State (3/15)	8th	Hit-by-pitch (0 outs)
12	Bielek	New Mexico (3/18)	8th	Single (2 outs)
13	Woodmansee	at Oregon (3/21)	8th	Single (1 out)
14	Beall	Stanford (3/27)	9th	Single (walk-off, 2 outs)
15	Peevyhouse	Stanford (3/28)	5th	Triple (1 out)
16	Ybarra	Stanford (3/29)	7th	Two-run HR (2 outs)
17	Allen	New Mexico St (3/31)	6th	Three-run HR (1 out)
18	Snow	at Utah (4/2)	12th	Two-run HR (1 out)
19	Bielek	at Utah (4/4)	10th	Single (1 out)
20	Peevyhouse	Arizona (4/11)	9th	Single (walk-off, 1 out)
21	Bielek	Arizona (4/12)	5th	Double (0 outs)
22	Snow	at Washington (4/18)	7th	Single (2 outs)
23	Cerbo	at Washington (4/19)	10th	Double (1 out, pinch-hit)
24	Serven	at Arizona (4/22)	7th	Double (1 out)
25	Sewald	Tennessee Tech (4/24)	2nd	Single (0 outs)
26	Peevyhouse	Tennessee Tech (4/26)	4th	Single (2 outs)
27	Allen	at Cal (5/1)	9th	Two-run HR (1 out)
28	Sewald	UCLA (5/10)	7th	Double (1 out)

### Two-out RBI

No.	Player	Opponent (date)	Inning	Type
2	Peevyhouse	Oklahoma St (2/15)	5th	Two-run double
3	Bielek	Oklahoma (2/18)	3rd	Single
4	Allen	Oklahoma (2/18)	7th	Double
6	Woodmansee	Oklahoma (2/18)	7th	Double
7	Serven	Oklahoma (2/18)	7th	Single
8	Sewald	Oklahoma (2/18)	7th	Single
9	Snow	Purdue (2/27)	2nd	Single
10	Peevyhouse	Purdue (2/27)	3rd	Single
11	Sewald	Purdue (2/27)	5th	Single (bunt)
12	Lillard	Purdue (2/27)	5th	Single
13	Ybarra	Purdue (2/27)	5th	Single
14	DiNatale	Purdue (2/27)	5th	Two-run double
15	Serven	Purdue (2/27)	8th	Single
16	DiNatale	Gonzaga (2/28)	5th	Double
17	Ybarra	Long Beach St (3/7)	1st	Single
18	Allen	Long Beach St (3/7)	6th	Single
19	Sewald	Long Beach St (3/8)	2nd	Single
20	Serven	Long Beach St (3/8)	6th	Solo home run
22	Allen	UNLV (3/11)	5th	Two-run single
25	Cerbo	UNLV (3/11)	5th	Two-run single
26	Bielek	Oregon State (3/14)	8th	Single
27	Serven	Oregon State (3/14)	9th	Single
28	Ybarra	Oregon State (3/15)	1st	Single
30	Woodmansee	Oregon State (3/15)	7th	Two-run single
31	Bielek	New Mexico (3/18)	8th	Single
32	Bielek	at Oregon (3/20)	4th	Double
33	Allen	at Oregon (3/20)	5th	Single
35	Greer	at Oregon (3/20)	5th	Two-run single
36	Greer	Stanford (3/27)	3rd	Single
38	Beall	Stanford (3/27)	9th	Two-run single
39	Sewald	Stanford (3/28)	2nd	Single
40	Cerbo	Stanford (3/29)	3rd	Single
41	Greer	Stanford (3/29)	5th	Single
43	Ybarra	Stanford (3/29)	7th	Two-run home run
44	Lillard	Stanford (3/29)	8th	Single
46	Snow	Stanford (3/29)	8th	Two-run single
47	Serven	at Utah (4/2)	4th	Single
48	Serven	at Utah (4/3)	6th	Solo home run
50	Woodmansee	at Utah (4/3)	9th	Two-run double
52	Greer	at Utah (4/4)	1st	Two-run double
53	Sewald	at Utah (4/4)	9th	Single
54	Serven	at UNLV (4/7)	1st	Single
55	Woodmansee	at UNLV (4/7)	2nd	Single
56	Allen	at UNLV (4/7)	9th	Single
57	Woodmansee	Arizona (4/12)	8th	Single
58	Beall	Arizona (4/12)	8th	Double
59	Serven	Arizona (4/13)	9th	Walk
62	Sewald	at Washington (4/17)	4th	Three-run home run
63	Bielek	at Washington (4/17)	5th	Single
64	Snow	at Washington (4/18)	5th	Triple
65	Sewald	at Washington (4/18)	5th	Double
66	Snow	at Washington (4/18)	7th	Single
67	Beall	at Washington (4/19)	8th	Double
68	Woodmansee	Tennessee Tech (4/24)	8th	Single
69	Woodmansee	Tennessee Tech (4/25)	5th	Double
70	Serven	Tennessee Tech (4/26)	1st	Single
71	Greer	Tennessee Tech (4/26)	1st	Triple
72	Peevyhouse	Tennessee Tech (4/26)	4th	Single
73	Ybarra	Tennessee Tech (4/26)	5th	Double
74	Cerbo	at Arizona (4/28)	9th	Single
75	Sewald	at Cal (5/1)	5th	Double
77	Peevyhouse	at Cal (5/1)	5th	Two-run double
78	Greer	at Cal (5/3)	1st	Single
79	Woodmansee	at Cal (5/3)	2nd	Single
80	Serven	at Cal (5/3)	2nd	Single
81	Sewald	UCLA (5/9)	4th	Single
82	Sewald	UCLA (5/10)	5th	Single

### Total By Player

12 - Sewald	6 - Ybarra	2 - Lillard
11 - Woodmansee	5 - Bielek	
10 - Serven	5 - Snow	
8 - Greer	4 - Beall	
6 - Allen	4 - Cerbo	
6 - Peevyhouse	3 - DiNatale	



2015 Sun Devil Baseball • May 14-16 • Washington State

# 2015 SEASON STATISTICS

Record: 30-18 • Home: 22-10 • Away: 8-8 • Pac-12: 15-9

Player	avg	gp-gs	ab	r	h	2b	3b	hr	rbi	tb	slg%	bb	hp	so	gdp	ob%	sf	sh	sb-att	po	a	e	fld%
28 Greer,David	.349	37-35	126	18	44	8	2	2	25	62	.492	10	3	26	3	.404	2	2	4-8	25	48	6	.924
4 Snow,Andrew	.348	33-26	92	16	32	5	1	1	17	42	.457	7	5	14	1	.419	1	6	1-4	44	71	4	.966
20 Allen,Trever	.342	42-40	152	32	52	14	2	2	20	76	.500	10	2	25	2	.386	2	1	3-6	89	3	1	.989
5 Bielek,Joey	.339	38-32	118	19	40	8	1	0	13	50	.424	10	1	21	3	.386	3	1	6-7	255	22	2	.993
6 Serven,Brian	.329	42-39	146	23	48	8	0	5	27	71	.486	7	6	23	0	.384	0	4	3-3	259	46	3	.990
37 Woodmansee,Colby	.324	43-43	173	30	56	13	1	4	33	83	.480	15	0	31	1	.370	4	0	1-3	57	118	8	.956
18 Sewald,Johnny	.306	42-42	160	37	49	5	2	1	15	61	.381	25	9	23	2	.423	2	2	19-24	94	0	0	1.000
21 Peevyhouse,Jake	.302	42-37	129	20	39	5	3	1	18	53	.411	23	2	26	2	.408	3	0	2-7	57	5	1	.984
14 Ybarra,RJ	.289	39-32	114	21	33	9	0	5	21	57	.500	18	1	24	5	.382	3	0	1-3	28	3	2	.939
17 Dinatale,Dalton	.259	19-13	54	6	14	3	0	2	7	23	.426	3	0	2	1	.298	0	0	1-2	13	14	3	.900
27 Cerbo,Zach	.250	26-11	48	8	12	2	0	0	10	14	.292	7	2	7	1	.362	1	2	1-1	94	10	2	.981
25 Lillard,Ryan	.231	20-5	26	8	6	1	0	0	3	7	.269	0	0	11	0	.231	0	0	0-0	14	0	2	.875
23 Aboites,Jordan	.222	26-16	63	3	14	1	2	0	7	19	.302	0	0	4	5	.219	1	3	0-1	30	48	3	.963
9 Beall,Christopher	.173	29-8	52	3	9	2	0	0	7	11	.212	2	1	15	0	.218	0	0	0-0	66	9	1	.987
10 Gerhart,Coltin	.120	16-6	25	2	3	1	0	0	2	4	.160	3	1	6	0	.241	0	0	1-1	8	0	0	1.000
16 Shaps,Andrew	.000	21-0	6	1	0	0	0	0	1	0	.000	0	0	3	0	.000	1	0	0-0	3	0	0	1.000
24 Graybill,David	.000	8-0	1	2	0	0	0	0	0	0	.000	0	0	1	0	.000	0	0	0-0	4	0	1	.800
-----																							
8 Martinez,Seth	.000	1-1	0	0	0	0	0	0	0	0	.000	0	0	0	0	.000	0	0	0-0	3	10	0	1.000
49 Kellogg,Ryan	.000	1-1	0	0	0	0	0	0	0	0	.000	0	0	0	0	.000	0	0	0-0	5	16	0	1.000
32 Burr,Ryan	.000	1-0	0	0	0	0	0	0	0	0	.000	1	0	0	0	1.000	0	0	0-0	3	2	0	1.000
7 Erives,Eder	.000	1-0	0	0	0	0	0	0	0	0	.000	0	0	0	0	.000	0	0	0-0	3	2	0	1.000
Totals	.304	43	1485	249	451	85	14	23	226	633	.426	141	33	262	26	.372	23	21	43-70	1166	450	44	.973
Opponents	.265	43	1474	205	390	55	13	30	185	561	.381	161	32	361	25	.347	15	30	40-60	1124	448	45	.972

LOB - Team (330), Opp (341). DPs turned - Team (30), Opp (30). IBB - Team (7), Serven,B 1, Bielek,J 1, Greer,D 1, Woodmansee 1, Ybarra 1, Peevyhouse 1, Allen,T 1, Opp (9). Picked off - Allen,T 2, Sewald,J 2, Snow,A 2, Aboites,J 1, Woodmansee 1.

## (All games Sorted by Earned run avg)

Player	era	w-l	app	gs	cg	sho	sv	ip	h	r	er	bb	so	2b	3b	hr	b/avg	wp	hp	bks	sfa	sha
15 Gillies,Darin	3.03	2-3	20	3	0	0/0	0	35.2	26	16	12	12	42	5	3	2	.205	5	3	0	2	1
32 Burr,Ryan	3.06	7-2	27	0	0	0/0	13	32.1	34	15	11	19	59	4	1	2	.264	3	3	3	1	4
7 Erives,Eder	3.13	1-0	14	0	0	0/0	0	23.0	21	10	8	9	24	5	0	1	.247	0	2	0	2	1
8 Martinez,Seth	3.41	2-0	12	11	0	0/0	0	60.2	56	32	23	20	47	6	1	7	.243	6	2	0	0	6
26 Lilek,Brett	3.66	3-2	11	11	0	0/0	0	51.2	43	24	21	28	42	7	2	2	.238	5	8	1	1	5
49 Kellogg,Ryan	3.76	7-1	12	12	1	0/0	0	83.2	93	37	35	16	60	12	2	9	.286	12	1	1	1	8
35 Baca,Tucker	3.86	1-0	7	0	0	0/0	0	4.2	7	2	2	3	2	0	1	0	.350	0	1	0	0	0
16 Shaps,Andrew	4.15	0-0	6	0	0	0/0	0	4.1	1	3	2	3	10	1	0	0	.067	2	2	0	1	0
38 Melbostad,Eric	4.85	0-1	10	0	0	0/0	3	13.0	15	7	7	4	6	2	0	0	.294	1	2	0	1	0
47 Hingst,Ryan	4.91	3-2	8	3	0	0/0	0	18.1	22	11	10	8	14	2	0	1	.306	2	0	0	1	1
23 Aboites,Jordan	5.21	2-2	15	0	0	0/0	0	19.0	28	12	11	11	13	4	0	2	.368	2	2	0	2	1
46 Lingos,Eli	5.30	1-1	11	0	0	0/0	0	18.2	13	14	11	7	17	3	2	1	.197	1	2	1	1	1
24 Graybill,David	5.40	0-0	6	2	0	0/0	0	6.2	4	5	4	7	7	1	0	0	.182	0	3	0	1	1
36 Bueno,Hever	7.71	0-0	12	1	0	0/0	0	14.0	25	13	12	10	15	3	1	1	.385	3	0	1	1	1
29 Schneider,Grant	12.00	0-0	3	0	0	0/0	0	3.0	2	4	4	4	3	0	0	2	.200	0	1	0	0	0
Totals	4.01	29-14	43	43	1	0/0	16	388.2	390	205	173	161	361	55	13	30	.265	42	32	7	15	30
Opponents	5.04	14-29	43	43	2	2/1	7	374.2	451	249	210	141	262	85	14	23	.304	46	33	11	23	21

PB - Team (6), Serven,B 5, Cerbo,Z 1, Opp (9). Pickoffs - Team (4), Kellogg,R 1, Cerbo,Z 1, Martinez,S 1, Lingos,E 1, Opp (8).SBA/ATT - Serven,B (27-42), Cerbo,Z (13-15), Lilek,B (10-14), Burr,R (8-10), Martinez,S (5-9), Bueno,H (5-6), Kellogg,R (3-5), Lingos,E (2-3), Melbostad,E (2-3), Aboites,J (1-3), Graybill,D (1-2), Gillies,D (1-2), Shaps,A (1-1), Hingst,R (0-1), Schneider,G (1-1).



2015 Sun Devil Baseball • May 14-16 • Washington State

## 2015 PAC-12 STATISTICS

Pac-12: 15-9 • Home: 8-4 • Away: 7-5

Player	avg	gp-gs	ab	r	h	2b	3b	hr	rbi	tb	slg%	bb	hp	so	gdp	ob%	sf	sh	sb-att	po	a	e	fld%
4 Snow,Andrew	.373	19-18	59	12	22	4	1	1	10	31	.525	5	4	9	1	.456	0	6	1-3	27	48	4	.949
20 Allen,Trever	.342	19-19	73	16	25	6	1	1	6	36	.493	7	2	15	1	.415	0	0	2-3	40	1	0	1.000
18 Sewald,Johnny	.325	19-19	77	14	25	4	1	1	10	34	.442	11	2	10	1	.413	2	1	6-9	44	0	0	1.000
9 Beall,Christopher	.313	11-1	16	2	5	2	0	0	5	7	.438	0	0	4	0	.313	0	0	0-0	4	0	0	1.000
5 Bielek,Joey	.303	20-18	66	11	20	7	0	0	7	27	.409	7	0	12	1	.365	1	0	2-2	161	15	0	1.000
28 Greer,David	.292	20-20	72	10	21	6	1	0	14	29	.403	7	3	19	1	.373	1	2	3-6	17	33	5	.909
25 Lillard,Ryan	.286	10-2	7	5	2	0	0	0	1	2	.286	0	0	4	0	.286	0	0	0-0	0	0	0	.000
6 Serven,Brian	.282	20-20	78	12	22	2	0	4	13	36	.462	4	4	11	0	.349	0	3	0-0	124	26	2	.987
21 Peevyhouse,Jake	.277	19-19	65	6	18	1	1	1	10	24	.369	9	2	12	1	.377	1	0	1-4	35	2	0	1.000
37 Woodmansee,Colby	.272	20-20	81	11	22	7	0	1	13	32	.395	11	0	15	0	.351	2	0	0-0	28	56	2	.977
14 Ybarra,RJ	.218	18-13	55	6	12	2	0	1	4	17	.309	9	1	14	4	.338	0	0	0-2	15	1	2	.889
27 Cerbo,Zach	.176	12-3	17	2	3	1	0	0	2	4	.235	6	0	4	0	.391	0	1	0-0	19	2	1	.955
23 Aboites,Jordan	.167	7-2	6	0	1	0	0	0	0	1	.167	0	0	0	1	.167	0	1	0-0	9	6	1	.938
17 Dinatale,Dalton	.154	5-3	13	0	2	0	0	0	0	2	.154	0	0	2	0	.154	0	0	1-1	9	1	0	1.000
16 Shaps,Andrew	.000	14-0	4	1	0	0	0	0	0	0	.000	0	0	3	0	.000	0	0	0-0	1	0	0	1.000
10 Gerhart,Coltin	.000	3-1	3	0	0	0	0	0	0	0	.000	0	0	1	0	.000	0	0	0-0	1	0	0	1.000
-----																							
24 Graybill,David	.000	5-0	0	2	0	0	0	0	0	0	.000	0	0	0	0	.000	0	0	0-0	2	0	1	.667
49 Kellogg,Ryan	.000	1-1	0	0	0	0	0	0	0	0	.000	0	0	0	0	.000	0	0	0-0	3	11	0	1.000
7 Erives,Eder	.000	1-0	0	0	0	0	0	0	0	0	.000	0	0	0	0	.000	0	0	0-0	0	0	0	.000
8 Martinez,Seth	.000	1-1	0	0	0	0	0	0	0	0	.000	0	0	0	0	.000	0	0	0-0	2	7	0	1.000
Totals	.289	20	692	110	200	42	5	10	95	282	.408	76	18	135	11	.371	7	14	16-30	548	221	19	.976
Opponents	.280	20	694	92	194	25	5	17	83	280	.403	74	19	144	14	.362	5	20	14-27	542	213	17	.978

LOB - Team (155), Opp (172). DPs turned - Team (16), Opp (14). IBB - Team (4), Allen,T 1, Serven,B 1, Woodmansee 1, Ybarra 1, Opp (6). Picked off - Snow,A 2, Allen,T 1, Sewald,J 1, Woodmansee 1.

### (Pac-12 games only Sorted by Earned run avg)

Player	era	w-l	app	gs	cg	sho	sv	ip	h	r	er	bb	so	2b	3b	hr	b/avg	wp	hp	bk	sfa	sha
47 Hingst,Ryan	0.00	0-0	1	0	0	0/0	0	1.2	0	0	0	2	2	0	0	0	.000	0	0	0	0	0
46 Lingos,Eli	1.93	1-0	3	0	0	0/0	0	4.2	2	1	1	2	3	0	0	0	.143	0	0	0	1	0
7 Erives,Eder	2.38	0-0	5	0	0	0/0	0	11.1	13	3	3	2	11	2	0	1	.295	0	1	0	0	1
26 Lilek,Brett	3.49	1-1	6	6	0	0/0	0	28.1	21	13	11	16	18	2	1	2	.216	2	6	1	1	4
49 Kellogg,Ryan	3.65	4-1	7	7	1	0/0	0	49.1	56	22	20	10	35	9	2	5	.289	7	1	0	0	4
15 Gillies,Darin	4.00	1-2	8	0	0	0/0	0	9.0	8	6	4	5	7	2	2	1	.235	2	0	0	1	0
8 Martinez,Seth	4.29	0-0	7	7	0	0/0	0	35.2	40	21	17	13	19	4	0	5	.288	5	2	0	0	5
32 Burr,Ryan	4.34	5-1	15	0	0	0/0	5	18.2	22	9	9	12	35	0	0	2	.301	1	3	3	0	3
24 Graybill,David	4.50	0-0	3	0	0	0/0	0	2.0	2	2	1	2	2	0	0	0	.286	0	3	0	1	1
23 Aboites,Jordan	4.66	2-0	7	0	0	0/0	0	9.2	14	6	5	6	4	3	0	1	.389	1	1	0	1	1
38 Melbostad,Eric	5.62	0-1	6	0	0	0/0	2	8.0	9	5	5	2	3	2	0	0	.281	1	2	0	0	0
36 Bueno,Hever	9.00	0-0	3	0	0	0/0	0	4.0	5	4	4	2	4	1	0	0	.313	0	0	0	0	1
-----																						
16 Shaps,Andrew	0.00	0-0	1	0	0	0/0	0	0.1	0	0	0	0	1	0	0	0	.000	0	0	0	0	0
35 Baca,Tucker	0.00	0-0	1	0	0	0/0	0	0.0	2	0	0	0	0	0	0	0	1.000	0	0	0	0	0
Totals	3.94	14-6	20	20	1	0/0	7	182.2	194	92	80	74	144	25	5	17	.280	19	19	4	5	20
Opponents	4.73	6-14	20	20	1	1/1	1	180.2	200	110	95	76	135	42	5	10	.289	25	18	6	7	14

PB - Team (2), Serven,B 2, Opp (5). Pickoffs - Team (2), Martinez,S 1, Kellogg,R 1, Opp (5). SBA/ATT - Serven,B (11-20), Lilek,B (4-6), Martinez,S (3-6), Cerbo,Z (3-5), Burr,R (3-5), Kellogg,R (2-3), Aboites,J (1-3), Gillies,D (0-1), Lingos,E (0-1), Melbostad,E (0-1), Bueno,H (1-1).



Record: 30-18 Home: 22-10 Away: 8-8 Pac-12: 15-9

Player	SEASON										CAREER																
	Avg	G-GS	AB	R	H	2B	3B	HR	RBI	BB	Hbp	SO	Sb-Att	Avg	G-GS	AB	R	H	2B	3B	HR	RBI	BB	Hbp	SO	Sb-Att	
28 Greer, David	.351	42-40	148	19	52	9	2	2	26	11	3	30	4-8	.326	58-50	184	27	60	10	3	2	32	16	5	40	4-8	
20 Allen, Trevor	.333	47-45	174	36	58	15	2	2	21	10	2	30	3-6	.299	195-181	709	131	212	35	11	19	112	44	26	120	15-24	
18 Sewald, Johnny	.326	47-47	181	43	59	7	2	1	20	28	10	24	20-25	.307	128-108	430	90	132	17	3	1	43	61	25	71	37-45	
4 Snow, Andrew	.321	38-30	109	17	35	5	1	1	19	7	5	17	1-4	.321	38-30	109	17	35	5	1	1	19	7	5	17	1-4	
37 Woodmansee, Colby	.315	48-48	197	30	62	15	1	4	38	15	0	33	1-3	.280	76-72	282	40	79	19	1	6	49	21	2	55	2-5	
5 Bielek, Joey	.311	42-36	135	19	42	8	1	0	13	12	1	25	6-7	.286	58-50	182	26	52	8	1	0	14	19	2	32	6-7	
6 Serven, Brian	.299	47-44	167	23	50	9	0	5	29	9	6	24	3-3	.274	97-89	336	50	92	18	0	8	56	29	16	64	4-5	
14 Ybarra, RJ	.287	43-35	122	23	35	11	0	5	21	20	1	26	1-3	.287	135-111	432	63	124	28	1	14	90	44	11	99	2-4	
21 Peevyhouse, Jake	.287	47-41	143	21	41	6	3	1	19	24	2	28	2-7	.267	165-145	520	93	139	33	8	3	71	72	18	90	9-15	
17 Dinatale, Dalton	.268	22-13	56	7	15	3	0	2	7	4	0	2	1-2	.293	121-100	379	62	111	22	1	7	68	44	7	54	11-18	
25 Lillard, Ryan	.250	23-5	28	10	7	1	0	0	3	0	0	11	0-0	.250	23-5	28	10	7	1	0	0	3	0	0	11	0-0	
27 Cerbo, Zach	.226	29-12	53	8	12	2	0	0	11	7	2	7	1-1	.236	32-12	55	8	13	2	1	0	12	7	2	7	1-1	
23 Aboites, Jordan	.221	31-20	77	4	17	1	2	1	8	0	1	6	0-1	.217	51-28	115	9	25	2	3	1	11	1	2	12	2-3	
9 Beall, Christopher	.185	31-8	54	3	10	2	0	0	7	2	1	15	0-0	.261	75-38	176	18	46	6	0	1	18	8	2	37	1-3	
10 Gerhart, Collin	.179	19-6	28	2	5	1	0	0	2	3	2	6	1-1	.179	19-6	28	2	5	1	0	0	2	3	2	6	1-1	
16 Shaps, Andrew	.000	24-0	6	1	0	0	0	0	1	0	0	3	0-0	.000	24-0	6	1	0	0	0	0	1	0	0	3	0-0	
24 Graybill, David	.000	8-0	1	2	0	0	0	0	0	0	0	1	0-0	.248	47-28	101	17	25	7	0	1	13	9	1	45	2-3	
-----																											
8 Martinez, Seth	.000	1-1	0	0	0	0	0	0	0	0	0	0	0-0	.000	1-1	0	0	0	0	0	0	0	0	0	0	0	0-0
49 Kellogg, Ryan	.000	1-1	0	0	0	0	0	0	0	0	0	0	0-0	.000	1-1	0	0	0	0	0	0	0	0	0	0	0	0-0
32 Burr, Ryan	.000	1-0	0	0	0	0	0	0	0	1	0	0	0-0	.000	1-0	0	0	0	0	0	0	0	1	0	0	0	0-0
7 Erives, Eder	.000	1-0	0	0	0	0	0	0	0	0	0	0	0-0	.000	1-0	0	0	0	0	0	0	0	0	0	0	0	0-0
Totals	.298	48-48	1679	268	500	95	14	24	245	153	36	288	44-71														
Opponents	.269	48-48	1682	243	453	64	15	32	217	175	39	392	50-72														

(All games Sorted by Earned run avg)

Player	SEASON													CAREER												
	ERA	W-L	App	GS	CG	Sho	Sv	IP	H	R	ER	BB	SO	ERA	W-L	App	GS	CG	Sho	Sv	IP	H	R	ER	BB	SO
32 Burr, Ryan	2.80	7-2	28	0	0	0	13	35.1	36	15	11	20	61	2.75	14-7	89	3	0	0	37	124.1	79	45	38	81	177
7 Erives, Eder	3.14	1-0	17	0	0	0	0	28.2	26	13	10	12	28	3.00	3-1	37	0	0	0	1	51.0	50	23	17	16	56
26 Lilek, Brett	3.43	4-2	13	13	1	0	0	65.2	54	29	25	29	51	3.13	10-8	40	29	1	0	1	169.2	131	71	59	76	147
8 Martinez, Seth	3.66	2-1	13	12	0	0	0	66.1	66	38	27	21	48	3.95	7-1	25	19	0	0	0	116.1	116	66	51	37	82
15 Gillies, Darin	3.68	2-4	22	3	0	0	0	36.2	30	19	15	12	43	4.64	8-14	78	28	1	0	1	182.1	179	110	94	79	150
35 Baca, Tucker	3.68	1-0	9	0	0	0	0	7.1	9	3	3	5	3	3.68	1-0	9	0	0	0	0	7.1	9	3	3	5	3
49 Kellogg, Ryan	3.79	7-1	13	13	1	0	0	92.2	101	41	39	17	67	3.56	26-5	45	44	3	2	0	298.2	318	128	118	56	187
16 Shaps, Andrew	3.86	0-0	7	0	0	0	0	4.2	1	3	2	3	11	3.86	0-0	7	0	0	0	0	4.2	1	3	2	3	11
38 Melbostad, Eric	4.41	0-1	13	0	0	0	3	16.1	21	8	8	4	7	5.92	1-3	39	2	0	0	3	59.1	84	46	39	18	25
24 Graybill, David	5.14	0-0	7	2	0	0	0	7.0	4	5	4	8	8	5.14	0-0	7	2	0	0	0	7.0	4	5	4	8	8
46 Lingos, Eli	5.30	1-1	12	0	0	0	0	18.2	16	16	11	7	17	5.30	1-1	12	0	0	0	0	18.2	16	16	11	7	17
47 Hingst, Ryan	5.96	3-3	10	4	0	0	0	22.2	29	16	15	10	16	5.96	3-3	10	4	0	0	0	22.2	29	16	15	10	16
23 Aboites, Jordan	6.75	2-3	16	0	0	0	0	20.0	32	18	15	12	13	4.45	7-6	47	0	0	0	1	64.2	70	42	32	29	59
36 Bueno, Hever	8.59	0-0	13	1	0	0	0	14.2	26	15	14	11	16	5.28	0-1	32	1	0	0	0	30.2	38	20	18	25	30
29 Schneider, Grant	12.00	0-0	3	0	0	0	0	3.0	2	4	4	4	3	12.00	0-0	3	0	0	0	0	3.0	2	4	4	4	3
Totals	4.16	30-18	48	48	2	0	16	439.2	453	243	203	175	392													
Opponents	4.81	18-30	48	48	2	3	8	426.2	500	268	228	153	288													







2015 Sun Devil Baseball • May 14-16 • Washington State

## 2015 GAMES SUMMARY

Score by innings	1	2	3	4	5	6	7	8	9	EX	Total
Arizona State	35	32	25	24	59	20	18	30	18	7	268
Opponents	18	38	28	21	25	21	24	34	27	7	243

### Record when ...

Overall	30-18	After 6 leading	22-6
Conference	15-9	..... trailing	6-7
Non-Conference	15-9	..... tied	2-5
Home games	22-10	After 7 leading	20-5
Away games	8-8	..... trailing	4-9
Neutral site	0-0	..... tied	6-4
Day games	10-7	After 8 leading	22-2
Night games	20-11	..... trailing	2-11
vs Left starter	8-5	..... tied	6-5
vs Right starter	22-13		
1-Run games	15-6	Hit 0 home runs	19-11
2-Run games	4-3	... 1 home run	9-4
5+Run games	5-4	... 2+ home runs	2-3
Extra innings	5-1		
Shutouts	0-3	Opponent 0 home runs	19-7
		..... 1 home run	8-7
Scoring 0-2 runs	2-7	..... 2+ HRs	3-4
..... 3-5 runs	11-5		
..... 6-9 runs	13-6	Made 0 errors	10-2
..... 10+ runs	4-0	.... 1 error	13-7
		.... 2+ errors	7-9
Opponent 0-2 runs	3-1		
..... 3-5 runs	22-5	Opp. made 0 errors	10-8
..... 6-9 runs	5-10	..... 1 error	10-6
..... 10+ runs	0-2	..... 2+ errors	10-4
Scored in 1st inning	15-8	Out-hit opponent	21-5
Opp. scored in 1st	3-6	Out-hit by opponent	8-11
Scores first	19-9	Hits are tied	1-2
Opp. scores first	11-9		

### Record when team scores:

Runs	0	1	2	3	4	5	6	7	8	9	10+
W-L	0-3	0-1	2-3	0-0	4-3	7-2	6-4	6-1	0-1	1-0	4-0

### Record when opponent scores:

Runs	0	1	2	3	4	5	6	7	8	9	10+
W-L	0-0	2-1	1-0	11-2	7-1	4-2	4-1	1-4	0-1	0-4	0-2

### Record when leading after:

Inn.	1	2	3	4	5	6	7	8
W-L	14-4	15-6	14-6	13-7	21-6	22-6	20-5	22-2

### Record when trailing after:

Inn.	1	2	3	4	5	6	7	8
W-L	2-5	6-9	7-9	8-8	5-9	6-7	4-9	2-11

### Record when tied after:

Inn.	1	2	3	4	5	6	7	8
W-L	14-9	9-3	9-3	9-3	4-3	2-5	6-4	6-5

Current losing streak: 1  
 Longest winning streak: 5  
 Longest losing streak: 4

Home attendance : 98482 ( 31 dates avg = 3176 )



2015 Sun Devil Baseball • May 14-16 • Washington State

## 2015 MISC. HITTING STATS

Multiple Hit Games	2	3	4	5+	Total
37 Woodmansee,Colby	17	3	-	-	20
20 Allen,Trever	15	2	-	-	17
18 Sewald,Johnny	9	5	-	1	15
28 Greer,David	9	5	-	-	14
6 Serven,Brian	6	5	-	1	12
5 Bielek,Joey	5	6	-	-	11
21 Peevyhouse,Jake	7	2	-	-	9
4 Snow,Andrew	7	1	-	-	8
14 Ybarra,RJ	3	3	1	-	7
23 Aboites,Jordan	4	-	-	-	4
17 Dinatale,Dalton	4	-	-	-	4
27 Cerbo,Zach	3	-	-	-	3
9 Beall,Christopher	1	-	-	-	1
TEAM	90	32	1	2	125

Multiple RBI Games	2	3	4	5+	Total
37 Woodmansee,Colby	9	1	1	-	11
14 Ybarra,RJ	5	1	-	-	6
4 Snow,Andrew	5	1	-	-	6
6 Serven,Brian	3	-	-	2	5
28 Greer,David	2	2	-	-	4
21 Peevyhouse,Jake	3	1	-	-	4
18 Sewald,Johnny	3	1	-	-	4
20 Allen,Trever	3	1	-	-	4
9 Beall,Christopher	3	-	-	-	3
5 Bielek,Joey	2	-	-	-	2
27 Cerbo,Zach	1	1	-	-	2
23 Aboites,Jordan	1	-	-	-	1
17 Dinatale,Dalton	1	-	-	-	1
TEAM	41	9	1	2	53

Hitting Streaks	Longest	Current
20 Allen,Trever	18	1
28 Greer,David	13	1
4 Snow,Andrew	13	-
6 Serven,Brian	10	-
21 Peevyhouse,Jake	8	-
37 Woodmansee,Colby	8	5
18 Sewald,Johnny	7	3
5 Bielek,Joey	7	1
14 Ybarra,RJ	5	2
23 Aboites,Jordan	4	-
17 Dinatale,Dalton	4	1
25 Lillard,Ryan	3	1
27 Cerbo,Zach	3	-
9 Beall,Christopher	2	1
10 Gerhart,Coltin	1	1

Reached Base Streaks	Longest	Current
18 Sewald,Johnny	26	3
20 Allen,Trever	21	1
4 Snow,Andrew	20	-
21 Peevyhouse,Jake	15	-
14 Ybarra,RJ	15	2
37 Woodmansee,Colby	14	5
28 Greer,David	13	6
6 Serven,Brian	12	-
5 Bielek,Joey	9	1
17 Dinatale,Dalton	5	2
27 Cerbo,Zach	4	-
23 Aboites,Jordan	4	-
10 Gerhart,Coltin	3	1
25 Lillard,Ryan	3	1
9 Beall,Christopher	2	1
32 Burr,Ryan	1	1



2015 Sun Devil Baseball • May 14-16 • Washington State

# 2015 TEAM-BY-GAME - BATTING

Date	Opponent	ab	r	h	rbi	2b	3b	hr	tb	bb	ibb	sb	cs	hbp	sac	sf	gdp	k	po	a	e	lob	avg
Feb 13	OKLAHOMA STATE	41	4	12	4	2	0	1	17	2	1	2	0	1	0	0	0	12	30	7	0	13	.293
Feb 14	OKLAHOMA STATE	28	5	8	5	1	1	0	11	3	0	0	2	1	1	2	1	2	27	14	1	6	.290
Feb 15	OKLAHOMA STATE	37	8	12	8	3	0	2	21	4	0	0	0	0	0	1	1	6	27	11	1	7	.302
Feb 18	OKLAHOMA	39	7	15	7	2	0	0	17	2	0	1	0	0	0	0	0	6	27	7	1	10	.324
Feb 20	TCU	30	0	3	0	0	1	0	5	1	0	0	0	0	0	0	0	5	27	12	2	4	.286
Feb 21	TCU	28	7	7	7	1	0	1	11	1	0	0	0	2	2	2	0	2	27	9	2	4	.281
Feb 22	TCU	32	2	8	2	2	0	2	16	2	0	1	1	1	0	0	0	7	27	11	2	6	.277
Feb 26	CSU BAKERSFIELD	30	5	10	5	1	0	1	14	5	2	1	0	0	0	1	2	2	27	8	1	7	.283
Feb 27	CSU BAKERSFIELD	36	4	10	2	3	0	1	16	5	0	0	1	0	0	0	2	6	27	14	2	10	.282
Feb 27	PURDUE	41	15	17	14	2	1	0	21	3	0	2	0	0	1	1	0	5	27	9	2	7	.298
Feb 28	GONZAGA	32	5	13	3	2	0	0	15	1	0	1	2	0	0	1	3	3	27	11	0	5	.307
Mar 06	LONG BEACH STATE	33	6	13	6	4	1	0	19	1	0	1	0	1	0	0	2	5	27	11	1	5	.314
Mar 07	LONG BEACH STATE	33	2	8	2	0	0	0	8	3	0	1	1	1	1	0	0	9	27	17	0	9	.309
Mar 08	LONG BEACH STATE	33	9	9	9	0	1	1	14	3	0	2	1	2	0	0	0	5	27	12	1	5	.307
Mar 11	UNLV	31	5	11	5	0	1	0	13	3	0	1	0	2	1	1	0	3	27	8	0	9	.310
*Mar 13	OREGON STATE	31	0	8	0	1	0	0	9	1	1	0	1	1	1	0	0	3	27	11	2	7	.307
*Mar 14	OREGON STATE	37	4	13	4	3	1	0	18	2	0	0	0	2	1	0	1	5	27	14	0	12	.309
*Mar 15	OREGON STATE	30	7	7	7	0	0	0	7	7	0	0	1	1	1	0	1	2	27	16	1	8	.306
Mar 18	NEW MEXICO	30	4	8	4	1	0	0	9	4	0	2	0	0	0	1	1	5	27	7	2	7	.304
*Mar 20	at Oregon	33	7	8	5	1	0	0	9	9	0	1	1	4	2	0	1	9	30	7	1	11	.301
*Mar 21	at Oregon	30	2	5	1	0	0	0	5	4	0	2	0	2	2	0	1	8	27	8	0	9	.295
*Mar 22	at Oregon	31	1	6	1	1	0	0	7	1	0	0	1	0	0	1	1	10	24	8	2	5	.291
*Mar 27	STANFORD	34	7	12	7	4	0	0	16	7	0	1	0	1	1	2	1	2	27	12	1	12	.293
*Mar 28	STANFORD	27	6	10	5	3	1	0	15	5	0	1	4	1	1	1	1	2	27	14	0	5	.296
*Mar 29	STANFORD	36	14	14	12	0	0	3	23	9	0	0	0	0	0	0	1	3	27	13	1	7	.300
Mar 31	NEW MEXICO STATE	34	7	11	7	2	1	2	21	4	0	3	0	1	0	1	0	9	27	9	1	9	.301
*Apr 02	at Utah	43	5	7	4	1	1	1	13	4	0	3	0	0	0	0	0	7	36	14	1	6	.294
*Apr 03	at Utah	35	5	9	4	2	0	1	14	4	0	1	0	0	1	0	0	8	24	15	2	8	.293
*Apr 04	at Utah	42	6	12	4	3	1	0	17	3	1	0	2	1	0	0	0	11	30	13	2	10	.293
Apr 07	at UNLV	38	6	13	5	2	0	0	15	5	0	1	1	1	0	0	1	6	24	2	1	11	.295
*Apr 11	ARIZONA	34	5	14	5	2	0	1	19	1	0	1	0	0	2	1	1	4	27	8	0	8	.298
*Apr 12	ARIZONA	34	13	16	10	6	0	0	22	6	0	1	0	1	1	1	0	3	27	11	1	6	.304
*Apr 13	ARIZONA	34	2	9	2	1	0	0	10	4	0	2	0	0	0	1	1	10	27	9	0	10	.303
*Apr 17	at Washington	38	7	11	6	4	0	1	18	2	0	1	1	0	0	0	1	10	24	7	1	6	.302
*Apr 18	at Washington	32	4	7	4	2	1	1	14	1	0	0	1	0	0	0	0	11	27	10	2	2	.300
*Apr 19	at Washington	41	6	12	6	4	0	1	19	4	1	1	0	1	1	0	0	11	30	13	1	11	.300
Apr 22	at Arizona	37	6	13	5	2	0	0	15	0	0	1	1	0	1	2	0	8	27	13	0	7	.301
Apr 24	TENNESSEE TECH	34	6	10	6	0	0	0	10	4	0	2	1	1	0	0	0	6	27	7	2	9	.301
Apr 25	TENNESSEE TECH	34	4	9	4	2	0	2	17	4	0	2	2	0	0	0	0	6	27	11	2	7	.300
Apr 26	TENNESSEE TECH	41	16	18	16	7	1	0	27	5	0	2	0	1	0	1	1	5	27	9	0	8	.304
Apr 28	at Arizona	41	6	13	5	4	1	0	19	0	0	1	0	0	0	2	1	4	24	10	1	10	.305
*May 01	at California	33	5	7	5	2	0	1	12	1	0	1	1	2	0	0	0	12	27	4	0	4	.302
*May 02	at California	37	4	13	3	2	0	0	15	1	1	0	1	1	0	0	0	4	26	14	1	8	.304
*May 03	at California	32	6	10	6	2	0	1	15	5	0	0	0	1	2	1	2	3	24	8	1	8	.304
*May 08	UCLA	32	0	6	0	1	0	0	7	1	0	0	0	0	0	0	1	3	27	12	3	6	.301
*May 09	UCLA	61	5	16	5	2	0	0	18	2	0	0	0	0	1	1	2	8	51	30	5	9	.300
*May 10	UCLA	31	2	7	2	4	0	0	11	2	0	1	0	1	0	0	0	8	27	15	2	8	.299
May 12	at New Mexico	38	6	10	6	1	0	0	11	2	0	0	0	1	0	0	0	4	24	12	1	8	.298
Totals		1679	268	500	245	95	14	24	695	153	7	44	27	36	24	25	31	288	1319	527	56	369	.298



2015 Sun Devil Baseball • May 14-16 • Washington State

## 2015 TEAM-BY-GAME - PITCHING

Date	Opponent	ab	r	h	rbi	2b	3b	hr	tb	bb	ibb	sb	cs	hbp	sac	sf	gdp	k	po	a	e	lob	avg
Feb 13	OKLAHOMA STATE	41	4	12	4	2	0	1	17	2	1	2	0	1	0	0	0	12	30	7	0	13	.293
Feb 14	OKLAHOMA STATE	28	5	8	5	1	1	0	11	3	0	0	2	1	1	2	1	2	27	14	1	6	.290
Feb 15	OKLAHOMA STATE	37	8	12	8	3	0	2	21	4	0	0	0	0	0	1	1	6	27	11	1	7	.302
Feb 18	OKLAHOMA	39	7	15	7	2	0	0	17	2	0	1	0	0	0	0	0	6	27	7	1	10	.324
Feb 20	TCU	30	0	3	0	0	1	0	5	1	0	0	0	0	0	0	0	5	27	12	2	4	.286
Feb 21	TCU	28	7	7	7	1	0	1	11	1	0	0	0	2	2	2	0	2	27	9	2	4	.281
Feb 22	TCU	32	2	8	2	2	0	2	16	2	0	1	1	1	0	0	0	7	27	11	2	6	.277
Feb 26	CSU BAKERSFIELD	30	5	10	5	1	0	1	14	5	2	1	0	0	0	1	2	2	27	8	1	7	.283
Feb 27	CSU BAKERSFIELD	36	4	10	2	3	0	1	16	5	0	0	1	0	0	0	2	6	27	14	2	10	.282
Feb 27	PURDUE	41	15	17	14	2	1	0	21	3	0	2	0	0	1	1	0	5	27	9	2	7	.298
Feb 28	GONZAGA	32	5	13	3	2	0	0	15	1	0	1	2	0	0	1	3	3	27	11	0	5	.307
Mar 06	LONG BEACH STATE	33	6	13	6	4	1	0	19	1	0	1	0	1	0	0	2	5	27	11	1	5	.314
Mar 07	LONG BEACH STATE	33	2	8	2	0	0	0	8	3	0	1	1	1	1	0	0	9	27	17	0	9	.309
Mar 08	LONG BEACH STATE	33	9	9	9	0	1	1	14	3	0	2	1	2	0	0	0	5	27	12	1	5	.307
Mar 11	UNLV	31	5	11	5	0	1	0	13	3	0	1	0	2	1	1	0	3	27	8	0	9	.310
*Mar 13	OREGON STATE	31	0	8	0	1	0	0	9	1	1	0	1	1	1	0	0	3	27	11	2	7	.307
*Mar 14	OREGON STATE	37	4	13	4	3	1	0	18	2	0	0	0	2	1	0	1	5	27	14	0	12	.309
*Mar 15	OREGON STATE	30	7	7	7	0	0	0	7	7	0	0	1	1	1	0	1	2	27	16	1	8	.306
Mar 18	NEW MEXICO	30	4	8	4	1	0	0	9	4	0	2	0	0	0	1	1	5	27	7	2	7	.304
*Mar 20	at Oregon	33	7	8	5	1	0	0	9	9	0	1	1	4	2	0	1	9	30	7	1	11	.301
*Mar 21	at Oregon	30	2	5	1	0	0	0	5	4	0	2	0	2	2	0	1	8	27	8	0	9	.295
*Mar 22	at Oregon	31	1	6	1	1	0	0	7	1	0	0	1	0	0	1	1	10	24	8	2	5	.291
*Mar 27	STANFORD	34	7	12	7	4	0	0	16	7	0	1	0	1	1	2	1	2	27	12	1	12	.293
*Mar 28	STANFORD	27	6	10	5	3	1	0	15	5	0	1	4	1	1	1	1	2	27	14	0	5	.296
*Mar 29	STANFORD	36	14	14	12	0	0	3	23	9	0	0	0	0	0	0	1	3	27	13	1	7	.300
Mar 31	NEW MEXICO STATE	34	7	11	7	2	1	2	21	4	0	3	0	1	0	1	0	9	27	9	1	9	.301
*Apr 02	at Utah	43	5	7	4	1	1	1	13	4	0	3	0	0	0	0	0	7	36	14	1	6	.294
*Apr 03	at Utah	35	5	9	4	2	0	1	14	4	0	1	0	0	1	0	0	8	24	15	2	8	.293
*Apr 04	at Utah	42	6	12	4	3	1	0	17	3	1	0	2	1	0	0	0	11	30	13	2	10	.293
Apr 07	at UNLV	38	6	13	5	2	0	0	15	5	0	1	1	1	0	0	1	6	24	2	1	11	.295
*Apr 11	ARIZONA	34	5	14	5	2	0	1	19	1	0	1	0	0	2	1	1	4	27	8	0	8	.298
*Apr 12	ARIZONA	34	13	16	10	6	0	0	22	6	0	1	0	1	1	1	0	3	27	11	1	6	.304
*Apr 13	ARIZONA	34	2	9	2	1	0	0	10	4	0	2	0	0	0	1	1	10	27	9	0	10	.303
*Apr 17	at Washington	38	7	11	6	4	0	1	18	2	0	1	1	0	0	0	1	10	24	7	1	6	.302
*Apr 18	at Washington	32	4	7	4	2	1	1	14	1	0	0	1	0	0	0	0	11	27	10	2	2	.300
*Apr 19	at Washington	41	6	12	6	4	0	1	19	4	1	1	0	1	1	0	0	11	30	13	1	11	.300
Apr 22	at Arizona	37	6	13	5	2	0	0	15	0	0	1	1	0	1	2	0	8	27	13	0	7	.301
Apr 24	TENNESSEE TECH	34	6	10	6	0	0	0	10	4	0	2	1	1	0	0	0	6	27	7	2	9	.301
Apr 25	TENNESSEE TECH	34	4	9	4	2	0	2	17	4	0	2	2	0	0	0	0	6	27	11	2	7	.300
Apr 26	TENNESSEE TECH	41	16	18	16	7	1	0	27	5	0	2	0	1	0	1	1	5	27	9	0	8	.304
Apr 28	at Arizona	41	6	13	5	4	1	0	19	0	0	1	0	0	0	2	1	4	24	10	1	10	.305
*May 01	at California	33	5	7	5	2	0	1	12	1	0	1	1	2	0	0	0	12	27	4	0	4	.302
*May 02	at California	37	4	13	3	2	0	0	15	1	1	0	1	1	0	0	0	4	26	14	1	8	.304
*May 03	at California	32	6	10	6	2	0	1	15	5	0	0	0	1	2	1	2	3	24	8	1	8	.304
*May 08	UCLA	32	0	6	0	1	0	0	7	1	0	0	0	0	0	0	1	3	27	12	3	6	.301
*May 09	UCLA	61	5	16	5	2	0	0	18	2	0	0	0	0	1	1	2	8	51	30	5	9	.300
*May 10	UCLA	31	2	7	2	4	0	0	11	2	0	1	0	1	0	0	0	8	27	15	2	8	.299
May 12	at New Mexico	38	6	10	6	1	0	0	11	2	0	0	0	1	0	0	0	4	24	12	1	8	.298
Totals		1679	268	500	245	95	14	24	695	153	7	44	27	36	24	25	31	288	1319	527	56	369	.298





2015 Sun Devil Baseball • May 14-16 • Washington State

# 2015 GAME HIGHS

## TEAM GAME HIGHS

### Batting

At bats:	61	-	vs UCLA (May 09, 2015)
Runs scored:	16	-	vs Tennessee Tech (Apr 26, 2015)
Hits:	18	-	vs Tennessee Tech (Apr 26, 2015)
RBIs:	16	-	vs Tennessee Tech (Apr 26, 2015)
Doubles:	7	-	vs Tennessee Tech (Apr 26, 2015)
Triples:	1	-	(14 times )
Home runs:	3	-	vs Stanford (Mar 29, 2015)
Total bases:	27	-	vs Tennessee Tech (Apr 26, 2015)
Walks:	9	-	at Oregon (Mar 20, 2015)
	9	-	vs Stanford (Mar 29, 2015)
Strikeouts:	12	-	vs Oklahoma State (Feb 13, 2015)
	12	-	at California (May 01, 2015)
Sac hits:	2	-	(5 times )
Sac flies:	2	-	(5 times )
Stolen bases:	3	-	vs New Mexico State (Mar 31, 2015)
	3	-	at Utah (Apr 02, 2015)
Hit by pitch:	4	-	at Oregon (Mar 20, 2015)
Caught stealing:	4	-	vs Stanford (Mar 28, 2015)
Runners LOB:	13	-	vs Oklahoma State (Feb 13, 2015)
Hit into DP:	3	-	vs Gonzaga (Feb 28, 2015)

### Fielding

Putouts:	51	-	vs UCLA (May 09, 2015)
Assists:	30	-	vs UCLA (May 09, 2015)
Errors:	5	-	vs UCLA (May 09, 2015)
Passed balls:	1	-	(7 times )
DPs turned:	3	-	vs Gonzaga (Feb 28, 2015)
	3	-	vs Stanford (Mar 27, 2015)
	3	-	vs Arizona (Apr 13, 2015)

### Pitching

Innings pitched:	17.0	-	vs UCLA (May 09, 2015)
Runs allowed:	17	-	at Arizona (Apr 28, 2015)
Earned runs:	17	-	at Arizona (Apr 28, 2015)
Walks allowed:	8	-	at Arizona (Apr 22, 2015)
Strikeouts:	15	-	vs New Mexico State (Mar 31, 2015)
Hits allowed:	20	-	at Arizona (Apr 28, 2015)
Doubles allowed:	4	-	vs Arizona (Apr 11, 2015)
	4	-	vs UCLA (May 09, 2015)
Triples allowed:	2	-	at Arizona (Apr 28, 2015)
Homers allowed:	3	-	at Washington (Apr 17, 2015)
	3	-	at Washington (Apr 19, 2015)
	3	-	at Arizona (Apr 28, 2015)
Wild pitches:	3	-	(6 times )
Hit batters:	3	-	at Oregon (Mar 20, 2015)
	3	-	at Utah (Apr 03, 2015)
	3	-	at Utah (Apr 04, 2015)

## TEAM GAME HIGHS

### Batting

At bats:	61	-	vs UCLA (May 09, 2015)
Runs scored:	16	-	vs Tennessee Tech (Apr 26, 2015)
Hits:	18	-	vs Tennessee Tech (Apr 26, 2015)
RBIs:	16	-	vs Tennessee Tech (Apr 26, 2015)
Doubles:	7	-	vs Tennessee Tech (Apr 26, 2015)
Triples:	1	-	(14 times )
Home runs:	3	-	vs Stanford (Mar 29, 2015)
Total bases:	27	-	vs Tennessee Tech (Apr 26, 2015)
Walks:	9	-	at Oregon (Mar 20, 2015)
	9	-	vs Stanford (Mar 29, 2015)
Strikeouts:	12	-	vs Oklahoma State (Feb 13, 2015)
	12	-	at California (May 01, 2015)
Sac hits:	2	-	(5 times )
Sac flies:	2	-	(5 times )
Stolen bases:	3	-	vs New Mexico State (Mar 31, 2015)
	3	-	at Utah (Apr 02, 2015)
Hit by pitch:	4	-	at Oregon (Mar 20, 2015)
Caught stealing:	4	-	vs Stanford (Mar 28, 2015)
Runners LOB:	13	-	vs Oklahoma State (Feb 13, 2015)
Hit into DP:	3	-	vs Gonzaga (Feb 28, 2015)

### Fielding

Putouts:	51	-	vs UCLA (May 09, 2015)
Assists:	30	-	vs UCLA (May 09, 2015)
Errors:	5	-	vs UCLA (May 09, 2015)
Passed balls:	1	-	(7 times )
DPs turned:	3	-	vs Gonzaga (Feb 28, 2015)
	3	-	vs Stanford (Mar 27, 2015)
	3	-	vs Arizona (Apr 13, 2015)

### Pitching

Innings pitched:	17.0	-	vs UCLA (May 09, 2015)
Runs allowed:	17	-	at Arizona (Apr 28, 2015)
Earned runs:	17	-	at Arizona (Apr 28, 2015)
Walks allowed:	8	-	at Arizona (Apr 22, 2015)
Strikeouts:	15	-	vs New Mexico State (Mar 31, 2015)
Hits allowed:	20	-	at Arizona (Apr 28, 2015)
Doubles allowed:	4	-	vs Arizona (Apr 11, 2015)
	4	-	vs UCLA (May 09, 2015)
Triples allowed:	2	-	at Arizona (Apr 28, 2015)
Homers allowed:	3	-	at Washington (Apr 17, 2015)
	3	-	at Washington (Apr 19, 2015)
	3	-	at Arizona (Apr 28, 2015)
Wild pitches:	3	-	(6 times )
Hit batters:	3	-	at Oregon (Mar 20, 2015)



## 2015 Sun Devil Baseball • May 14-16 • Washington State

## 2015 RESULTS

Date	Opponent		Score	Inns	Overall	Pac-12	Pitcher of record	Attend	Time
Feb 13, 2015	#5 OKLAHOMA STATE	w	4-3	(10)	1-0-0	0-0-0	Burr,R (W 1-0)	4253	4:03
Feb 14, 2015	#5 OKLAHOMA STATE	w	5-3	9	2-0-0	0-0-0	Kellogg,R (W 1-0)	2878	2:48
Feb 15, 2015	#5 OKLAHOMA STATE	L	8-9	9	2-1-0	0-0-0	Gillies,D (L 0-1)	3229	3:40
Feb 18, 2015	OKLAHOMA	w	7-4	9	3-1-0	0-0-0	Baca,T (W 1-0)	2235	2:48
Feb 20, 2015	#1 TCU	L	0-3	9	3-2-0	0-0-0	Lilek,B (L 0-1)	4077	2:29
Feb 21, 2015	#1 TCU	w	7-6	9	4-2-0	0-0-0	Kellogg,R (W 2-0)	3559	2:35
Feb 22, 2015	#1 TCU	L	2-3	9	4-3-0	0-0-0	Aboites,J (L 0-1)	3112	2:58
\$ Feb 26, 2015	CSU BAKERSFIELD	w	5-4	9	5-3-0	0-0-0	Burr,R (W 2-0)	2101	2:39
\$ Feb 27, 2015	CSU BAKERSFIELD-1	L	4-7	9	5-4-0	0-0-0	Hingst,R (L 0-1)	-	2:55
\$ Feb 27, 2015	PURDUE-2	w	15-5	9	6-4-0	0-0-0	Erives,E (W 1-0)	3000	3:15
\$ Feb 28, 2015	GONZAGA	w	5-2	9	7-4-0	0-0-0	Kellogg,R (W 3-0)	2428	2:16
Mar 06, 2015	LONG BEACH STATE	w	6-4	9	8-4-0	0-0-0	Martinez,S (W 1-0)	3030	2:43
Mar 07, 2015	LONG BEACH STATE	L	2-4	9	8-5-0	0-0-0	Aboites,J (L 0-2)	3013	3:13
Mar 08, 2015	LONG BEACH STATE	w	9-3	9	9-5-0	0-0-0	Lilek,B (W 1-1)	2582	3:09
Mar 11, 2015	UNLV	w	5-4	9	10-5-0	0-0-0	Hingst,R (W 1-1)	2612	2:42
* Mar 13, 2015	#24 OREGON STATE	L	0-1	9	10-6-0	0-1-0	Gillies,D (L 0-2)	3835	2:39
* Mar 14, 2015	#24 OREGON STATE	w	4-3	9	11-6-0	1-1-0	Burr,R (W 3-0)	3829	3:06
* Mar 15, 2015	#24 OREGON STATE	w	7-4	9	12-6-0	2-1-0	Aboites,J (W 1-2)	3065	3:51
Mar 18, 2015	NEW MEXICO	w	4-3	9	13-6-0	2-1-0	Gillies,D (W 1-2)	2826	2:48
* Mar 20, 2015	at #15 Oregon	w	7-6	(10)	14-6-0	3-1-0	Burr,R (W 4-0)	1044	4:19
* Mar 21, 2015	at #15 Oregon	w	2-1	9	15-6-0	4-1-0	Kellogg,R (W 4-0)	1064	2:22
* Mar 22, 2015	at #15 Oregon	L	1-5	9	15-7-0	4-2-0	Lilek,B (L 1-2)	939	2:36
* Mar 27, 2015	STANFORD	w	7-6	9	16-7-0	5-2-0	Aboites,J (W 2-2)	4007	2:57
* Mar 28, 2015	STANFORD	w	6-3	9	17-7-0	6-2-0	Kellogg,R (W 5-0)	3604	2:46
* Mar 29, 2015	STANFORD	w	14-6	9	18-7-0	7-2-0	Lilek,B (W 2-2)	2463	3:13
Mar 31, 2015	NEW MEXICO STATE	w	7-3	9	19-7-0	7-2-0	Hingst,R (W 2-1)	2255	2:43
* Apr 02, 2015	at Utah	w	5-3	(12)	20-7-0	8-2-0	Lingos,E (W 1-0)	941	3:55
* Apr 03, 2015	at Utah	L	5-6	9	20-8-0	8-3-0	Kellogg,R (L 5-1)	1369	2:59
* Apr 04, 2015	at Utah	w	6-5	(10)	21-8-0	9-3-0	Burr,R (W 5-0)	1292	3:45
Apr 07, 2015	at UNLV	L	6-7	9	21-9-0	9-3-0	Lingos,E (L 1-1)	1353	3:08
* Apr 11, 2015	#24 ARIZONA	w	5-4	9	22-9-0	10-3-0	Burr,R (W 6-0)	6247	3:03
* Apr 12, 2015	#24 ARIZONA	w	13-7	9	23-9-0	11-3-0	Kellogg,R (W 6-1)	4502	3:06
* Apr 13, 2015	ARIZONA	L	2-7	9	23-10-0	11-4-0	Burr,R (L 6-1)	3301	3:08
* Apr 17, 2015	at Washington	L	7-9	9	23-11-0	11-5-0	Melbostad,E (L 0-1)	785	2:30
* Apr 18, 2015	at Washington	w	4-3	9	24-11-0	12-5-0	Kellogg,R (W 7-1)	956	2:20
* Apr 19, 2015	at Washington	w	6-5	(10)	25-11-0	13-5-0	Burr,R (W 7-1)	1286	3:26
Apr 22, 2015	at Arizona	w	6-5	9	26-11-0	13-5-0	Hingst,R (W 3-1)	4184	3:17
Apr 24, 2015	TENNESSEE TECH	w	6-3	9	27-11-0	13-5-0	Martinez,S (W 2-0)	2288	2:29
Apr 25, 2015	TENNESSEE TECH	L	4-7	9	27-12-0	13-5-0	Burr,R (L 7-2)	2548	2:50
Apr 26, 2015	TENNESSEE TECH	w	16-4	9	28-12-0	13-5-0	Lilek,B (W 3-2)	2104	3:06
Apr 28, 2015	at Arizona	L	6-17	9	28-13-0	13-5-0	Hingst,R (L 3-2)	2813	3:21
* May 01, 2015	at #13 California	w	5-3	9	29-13-0	14-5-0	Gillies,D (W 2-2)	1234	2:50
* May 02, 2015	at #13 California	L	4-5	9	29-14-0	14-6-0	Gillies,D (L 2-3)	1247	2:21
* May 03, 2015	at #13 California	L	6-8	9	29-15-0	14-7-0	Gillies,D (L 2-4)	1728	3:13
* May 08, 2015	#2 UCLA	L	0-9	9	29-16-0	14-8-0	Martinez,S (L 2-1)	3504	2:59
* May 09, 2015	#2 UCLA	L	5-11	(17)	29-17-0	14-9-0	Aboites,J (L 2-3)	3613	5:50
* May 10, 2015	#2 UCLA	w	2-1	9	30-17-0	15-9-0	Lilek,B (W 4-2)	2382	2:28
May 12, 2015	at New Mexico	L	6-9	9	30-18-0	15-9-0	Hingst,R (L 3-3)	818	3:51

\* = Conference game

\$ = Phoenix Muni Classic

() extra innina aame



2015 Sun Devil Baseball • May 14-16 • Washington State

# PITCHERS' APPEARANCES

\* - START

## #23 Jordan Aboites

Date	Opponent	Result	IP	H	R	ER	BB	SO
2/14	#5 Oklahoma St	H	2.2	3	0	0	0	2
2/18	Oklahoma	H	1.0	0	0	0	0	1
2/22	#1 TCU	L	1.2	2	1	1	1	3
2/26	CSU Bakersfield	ND	0.0	1	0	0	0	0
2/27	CSU Bakersfield	ND	2.0	3	1	1	2	2
3/7	Long Beach St	L	1.0	1	1	1	0	1
3/15	#24 Oregon St	W	4.0	5	2	2	1	2
3/20	at #15 Oregon	ND	1.1	4	2	2	1	2
3/27	Stanford	W	2.2	3	0	0	1	0
3/28	Stanford	ND	0.0	0	1	1	2	0
4/2	at Utah	ND	0.2	0	0	0	0	0
4/3	at Utah	ND	1.0	1	1	0	0	0
4/7	at UNLV	ND	0.0	2	1	1	0	0
4/13	Arizona	ND	0.0	1	0	0	1	0
4/28	at Arizona	ND	1.0	2	2	2	2	0
5/9	#2 UCLA	L	1.0	4	6	4	1	0

## #35 Tucker Baca

Date	Opponent	Result	IP	H	R	ER	BB	SO
2/18	Oklahoma	W	0.2	0	0	0	0	0
2/20	#1 TCU	ND	1.0	0	0	0	0	0
2/22	#1 TCU	ND	0.1	1	0	0	1	1
3/14	#24 Oregon St	ND	0.0	2	0	0	0	0
3/31	New Mexico State	ND	0.2	3	2	2	2	0
4/26	Tennessee Tech	ND	1.0	0	0	0	0	1
4/28	at Arizona	ND	1.0	1	0	0	0	0
5/9	#2 UCLA	ND	0.2	0	0	0	0	0
5/12	at New Mexico	ND	2.0	2	1	1	2	1

## #36 Hever Bueno

Date	Opponent	Result	IP	H	R	ER	BB	SO
2/13	#5 Oklahoma St	ND	2.1	3	0	0	0	1
2/15	#5 Oklahoma St	ND	0.1	0	0	0	2	1
2/20	#1 TCU	ND	2.0	2	1	1	0	3
2/22	#1 TCU	ND	1.1	1	0	0	0	2
2/27	CSU Bakersfield	ND	0.2	1	1	0	1	0
3/7	Long Beach St	ND	0.0	2	1	1	1	0
3/14	#24 Oregon St	ND	1.0	1	0	0	0	1
3/22	at #15 Oregon	ND	3.0	3	1	1	0	3
3/29	Stanford	ND	0.0	1	3	3	2	0
4/7	at UNLV	ND	2.1	6	3	3	2	3
4/26	Tennessee Tech	ND	0.0	2	2	2	2	0
4/28	at Arizona	ND	1.0	3	1	1	0	1
5/12	at New Mexico	ND	0.2	1	2	2	1	1

## #32 Ryan Burr

Date	Opponent	Result	IP	H	R	ER	BB	SO
2/13	#5 Oklahoma St	W	2.0	1	0	0	2	5
2/14	#5 Oklahoma St	S	1.1	0	0	0	1	2
2/18	Oklahoma	S	1.0	1	0	0	0	1
2/20	#1 TCU	S	1.1	2	1	0	0	3
2/22	#1 TCU	ND	0.1	1	0	0	0	1
2/26	CSU Bakersfield	W	2.0	1	0	0	0	4
2/28	Gonzaga	S	1.0	1	0	0	0	3
3/6	Long Beach St	S	1.0	0	0	0	1	2
3/11	UNLV	S	1.0	0	0	0	1	1
3/13	#24 Oregon St	ND	0.2	1	0	0	0	1
3/14	#24 Oregon St	W	1.0	1	0	0	1	2
3/15	#24 Oregon St	S	1.0	0	0	0	1	2
3/18	New Mexico	S	1.0	1	0	0	0	1
3/20	at #15 Oregon	W	2.0	1	0	0	2	5
3/28	Stanford	S	1.2	0	0	0	0	2
3/29	Stanford	S	1.1	3	1	1	0	3
4/2	at Utah	ND	2.0	3	1	1	2	5
4/4	at Utah	W	2.0	1	0	0	1	2
4/11	#24 Arizona	W	1.0	1	0	0	0	1
4/13	Arizona	L	1.1	5	6	6	2	2
4/17	at Washington	ND	0.1	2	0	0	0	1
4/18	at Washington	S	1.0	1	0	0	0	3
4/19	at Washington	W	2.0	2	1	1	1	5
4/22	at Arizona	S	1.0	2	1	1	0	1
4/25	Tennessee Tech	L	0.2	2	4	1	2	0
5/1	at #13 Cal	S	1.0	0	0	0	2	1
5/2	at #13 Cal	ND	0.1	1	0	0	0	0
5/9	#2 UCLA	ND	3.0	2	0	0	1	2

## #7 Eder Erives

Date	Opponent	Result	IP	H	R	ER	BB	SO
2/13	#5 Oklahoma St	ND	1.0	0	1	1	1	1
2/15	#5 Oklahoma St	ND	0.2	1	1	1	1	1
2/18	Oklahoma	ND	0.1	1	1	1	0	0
2/26	CSU Bakersfield	ND	0.0	0	3	1	1	0
2/27	Purdue	W	3.1	3	0	0	2	4
3/8	Long Beach St	ND	1.0	1	1	1	1	0
3/20	at #15 Oregon	ND	2.2	2	0	0	1	2
3/27	Stanford	ND	1.0	2	0	0	1	0
3/31	New Mexico State	ND	0.2	0	0	0	0	1
4/11	#24 Arizona	ND	2.2	3	1	1	0	3
4/19	at Washington	ND	3.0	2	1	1	0	5
4/24	Tennessee Tech	H	3.2	2	0	0	1	4
4/26	Tennessee Tech	ND	1.0	0	0	0	0	2
5/1	at #13 Cal	ND	2.0	4	1	1	0	1
5/3	at #13 Cal	ND	1.2	1	1	1	1	1
5/9	#2 UCLA	ND	2.1	2	1	1	2	1
5/12	at New Mexico	ND	1.2	2	1	0	0	2

## #15 Darin Gillies

Date	Opponent	Result	IP	H	R	ER	BB	SO
2/14	#5 Oklahoma St	ND	0.0	1	0	0	1	0
*2/15	#5 Oklahoma St	L	2.1	3	5	5	1	5
*2/22	#1 TCU	ND	5.1	4	2	0	2	5
*2/26	CSU Bakersfield	ND	5.0	6	3	3	0	7
3/6	Long Beach St	H	3.0	2	0	0	0	4
3/8	Long Beach St	H	3.0	0	0	0	0	4
3/11	UNLV	H	1.0	0	0	0	1	2
3/13	#24 Oregon St	L	0.1	0	1	0	1	0
3/18	New Mexico	W	1.1	1	0	0	1	1
3/20	at #15 Oregon	ND	0.2	0	0	0	0	0
3/22	at #15 Oregon	ND	0.2	2	1	1	1	0
3/27	Stanford	ND	1.0	3	2	1	1	2
3/31	New Mexico State	ND	1.0	0	0	0	0	1
4/2	at Utah	ND	2.2	0	0	0	0	1
4/4	at Utah	ND	1.2	1	1	1	0	2
4/7	at UNLV	ND	0.2	0	0	0	0	0
4/22	at Arizona	H	3.0	0	0	0	1	5
4/25	Tennessee Tech	ND	1.0	1	0	0	0	1
5/1	at #13 Cal	W	1.0	1	0	0	1	2
5/2	at #13 Cal	L	0.2	1	1	1	1	0
5/3	at #13 Cal	L	0.2	4	3	3	0	1
5/9	#2 UCLA	ND	0.1	0	0	0	0	0

## #24 David Graybill

Date	Opponent	Result	IP	H	R	ER	BB	SO
3/22	at #15 Oregon	ND	0.1	1	1	0	0	0
*3/31	New Mexico State	ND	3.0	0	0	0	1	4
4/3	at Utah	ND	1.0	1	1	1	1	1
4/7	at UNLV	ND	0.2	1	0	0	0	1
4/13	Arizona	ND	0.2	0	0	0	1	1
*4/22	at Arizona	ND	1.0	1	3	3	4	0
5/12	at New Mexico	ND	0.1	0	0	0	1	1

## #47 Ryan Hingst

Date	Opponent	Result	IP	H	R	ER	BB	SO
2/15	#5 Oklahoma St	ND	1.2	3	1	1	1	0
2/27	CSU Bakersfield	L	1.1	2	2	1	0	1
*3/11	UNLV	W	5.0	5	3	3	2	2
*3/18	New Mexico	ND	3.0	3	0	0	0	3
3/31	New Mexico State	W	2.1	1	0	0	0	5
4/4	at Utah	ND	1.2	0	0	0	2	2
4/22	at Arizona	W	3.0	3	0	0	2	1
*4/28	at Arizona	L	0.1	5	5	5	1	0
5/8	#2 UCLA	ND	3.1	3	1	1	0	2
*5/12	at New Mexico	L	1.0	4	4	4	2	0



2015 Sun Devil Baseball • May 14-16 • Washington State

# PITCHERS' APPEARANCES

\* - START

## #49 Ryan Kellogg

Date	Opponent	Result	IP	H	R	ER	BB	SO
*2/14	#5 Oklahoma St	W	5.0	7	3	3	2	4
*2/21	#1 TCU	W	7.2	7	5	5	0	7
*2/28	Gonzaga	W	8.0	10	2	2	0	4
*3/7	Long Beach St	ND	7.0	5	2	2	2	8
*3/14	#24 Oregon St	ND	7.0	9	3	3	0	4
*3/21	at #15 Oregon	W	9.0	3	1	1	2	7
*3/28	Stanford	W	6.0	7	2	2	2	2
*4/3	at Utah	L	6.0	11	4	4	2	6
*4/12	#24 Arizona	W	5.2	10	5	4	1	6
*4/18	at Washington	W	8.0	8	3	2	2	6
*4/25	Tennessee Tech	ND	6.2	7	3	3	2	2
*5/2	at #13 Cal	ND	7.2	8	4	4	1	4
*5/9	#2 UCLA	ND	9.0	8	4	4	1	7

## #26 Brett Lilek

Date	Opponent	Result	IP	H	R	ER	BB	SO
*2/13	#5 Oklahoma St	ND	4.2	3	2	2	4	6
*2/20	#1 TCU	L	6.0	6	2	1	2	7
*2/27	Purdue	ND	2.2	5	5	5	3	1
*3/8	Long Beach St	W	5.0	4	2	2	2	5
*3/15	#24 Oregon St	ND	4.0	5	2	2	2	2
*3/22	at #15 Oregon	L	1.1	2	2	2	2	1
*3/29	Stanford	W	7.0	3	1	1	3	3
*4/4	at Utah	ND	4.2	2	4	2	4	6
*4/13	Arizona	ND	7.0	3	1	1	3	5
*4/19	at Washington	ND	4.1	6	3	3	2	1
*4/26	Tennessee Tech	W	5.0	4	0	0	1	5
*5/3	at #13 Cal	ND	5.0	8	4	4	0	2
*5/10	#2 UCLA	W	9.0	3	1	0	1	7

## #46 Eli Lingos

Date	Opponent	Result	IP	H	R	ER	BB	SO
2/15	#5 Oklahoma St	ND	2.0	3	2	2	0	3
2/27	Purdue	ND	1.0	0	0	0	0	1
3/7	Long Beach St	ND	1.0	0	0	0	0	1
3/11	UNLV	H	2.0	2	1	1	0	4
3/18	New Mexico	ND	0.2	0	2	0	1	0
3/22	at #15 Oregon	ND	2.0	0	0	0	0	2
3/29	Stanford	ND	.0	2	1	1	1	0
4/2	at Utah	W	2.0	0	0	0	1	1
4/7	at UNLV	L	4.0	3	3	2	1	3
4/22	at Arizona	ND	1.0	1	1	1	1	1
4/28	at Arizona	ND	2.1	2	4	4	2	1
5/8	#2 UCLA	ND	0.0	3	2	0	0	0

## #8 Seth Martinez

Date	Opponent	Result	IP	H	R	ER	BB	SO
2/15	#5 Oklahoma St	ND	2.0	0	0	0	2	1
*2/18	Oklahoma	ND	6.0	3	3	0	2	5
*2/26	CSU Bakersfield	ND	7.0	4	1	1	0	9
*3/6	Long Beach St	W	5.0	4	4	4	2	7
*3/13	#24 Oregon St	ND	8.0	4	0	0	3	3
*3/20	at #15 Oregon	ND	2.1	6	4	3	2	3
*3/27	Stanford	ND	4.1	5	4	1	2	4
*4/2	at Utah	ND	4.2	5	2	2	2	2
*4/11	#24 Arizona	ND	5.0	4	3	3	3	2
*4/17	at Washington	ND	6.2	6	6	6	1	3
*4/24	Tennessee Tech	W	5.0	5	3	1	1	6
*5/1	at #13 Cal	ND	4.2	10	2	2	0	2
*5/8	#2 UCLA	L	5.2	10	6	4	1	1

## #38 Eric Melbostad






Date	Opponent	Result	IP	H	R	ER	BB	SO
3/18	New Mexico	ND	3.0	1	1	1	1	2
3/20	at #15 Oregon	S	1.0	0	0	0	0	0
3/22	at #15 Oregon	ND	0.2	0	0	0	0	0
3/28	Stanford	ND	1.1	2	0	0	0	1
4/12	#24 Arizona	S	3.1	4	2	2	1	2
4/17	at Washington	L	1.0	2	3	3	1	0
4/19	at Washington	ND	0.2	1	0	0	0	0
4/24	Tennessee Tech	S	0.1	0	0	0	1	0
4/25	Tennessee Tech	ND	0.1	0	0	0	0	1
4/28	at Arizona	ND	1.1	5	1	1	0	0
5/3	at #13 Cal	ND	0.2	1	0	0	0	0
5/9	#2 UCLA	ND	0.1	1	0	0	0	0
5/12	at New Mexico	ND	2.1	4	1	1	0	1

## #16 Andrew Shaps

Date	Opponent	Result	IP	H	R	ER	BB	SO
2/27	Purdue	ND	1.0	0	0	0	0	3
3/31	New Mexico State	ND	1.1	1	1	0	0	4
4/7	at UNLV	ND	0.1	0	0	0	0	1
4/11	#24 Arizona	ND	0.1	0	0	0	0	1
4/25	Tennessee Tech	ND	0.1	0	0	0	0	0
4/26	Tennessee Tech	ND	1.0	0	2	2	3	1
5/9	#2 UCLA	ND	0.1	0	0	0	0	1

## #29 Grant Schneider

Date	Opponent	Result	IP	H	R	ER	BB	SO
2/27	Purdue	ND	1.0	0	0	0	1	2
4/26	Tennessee Tech	ND	1.0	0	0	0	1	0
4/28	at Arizona	ND	1.0	2	4	4	2	1

Five -Time NCAA Champions (1965, 1967, 1969, 1977, 1981)  22 College World Series Appearances  21 Conference Championships120 All-Americans  14 National Players of the Year  8 College Baseball Hall of Fame Members400 Major League Baseball Draft Picks  102 Major Leaguers  49 Major League Baseball First-Round Draft Picks





## 2015 Sun Devil Baseball • May 14-16 • Washington State

# PLAYER NOTES

### #23 Jordan Aboites

**2015:** played every inning at third base before he faced nine batters in the 16th and 17th innings, and took the loss in the 17th against No. 2 UCLA in the longest game (based on time played) in school history... hit his first career home run and laid down two sacrifice bunts that led to eventual runs in his first career start at third base at No. 13 Cal (5/3)...pitched 2.2 scoreless innings vs Stanford (3/27) to earn his second win of the year...tossed a career-long four innings and earned his first win of the season as he allowed two runs on five hits and two strikeouts, and turned an inning-ending double play with the bases loaded, in a series-clinching win Oregon State (3/15)...recorded a hit in all four games (3/6-3/11), including pair vs Long Beach (3/6) and UNLV (3/11)...took his first loss of the season vs TCU (2/22) but tied a career-high with three strikeouts after he allowed one run on two hits...registered two hits and two RBI at the plate and tied a career-high with 2 2/3 scoreless innings in relief vs OK St (2/14)...hit a RBI double in 8th inning to tie game vs OK St (2/13).

Year	avg	gp-gs	ab	r	h	2b	3b	hr	rbi	tb	slg%	bb	hbp	so	gdp	ob%	sf	sh	sb-att	po	a	e	fld%
2013	.154	12-1	13	0	2	0	0	0	0	2	.154	0	0	3	0	.154	0	0	0-0	6	10	0	1.000
2014	.240	8-7	25	5	6	1	1	0	3	9	.360	1	1	3	1	.296	0	0	2-2	9	30	2	.951
2015	.221	31-20	77	4	17	1	2	1	8	25	.325	0	1	6	5	.228	1	5	0-1	36	57	3	.969
TOTAL	.217	51-28	115	9	25	2	3	1	11	36	.313	1	2	12	6	.235	1	5	2-3	51	97	5	.967

#### Season Highs

Hits: 2, four times  
 Runs: 1, four times  
 RBI: 2, vs OK St (2/14)  
 TB: 4, twice  
 IP: 4, vs Oregon St (3/15)  
 K: 3, vs TCU (2/22)

#### Career Highs

Hits: 2, many  
 Runs: 2 twice, last vs Gonzaga (2/28/14)  
 RBI: 2, twice  
 IP: 4, vs Oregon St (3/15)  
 K: 3, twice

### #20 Trevor Allen

**2015:** Picked up two hits in all three games at No. 13 Cal (5/1-3), including a ninth-inning, two-run homer and a double, and scored five runs...his ninth-inning two-run homer (5/3) capped a 2-for-4 day and broke a 3-3 tie...recorded three hits at Arizona (4/22) to register his 200th career hit...hit a three-run homer, his first of the season, in a win over NMSU (3/31)...put together an 18-game hitting streak from Feb. 22 - March 28...went 2-for-4 with a RBI vs Stanford (3/27)...extended his hitting streak to 16 games in three games at Oregon, going 4-for-12 in the series including a double and a RBI (3/20-22)...went 9-for-15, including a double and a triple, with four runs scored and two RBI to lead the Sun Devils to a 3-1 record (3/11-15) including a multiple hits in each game and a run scored in three of them...was the only player in the game on either team to record multiple hits in the Devils' 1-0 loss to Oregon State (3/13)...scored the tying run in the eighth in the Devils win over Oregon State (3/14) and scored the go-ahead run in the 7th inning in the series-clinching win over Oregon State (3/15) after he led off the bottom of the inning with a single. currently on a nine game hitting streak (2/22-3/11)...his two-out, two-run single in the fifth inning sparked the Devils to a comeback win vs UNLV (3/11) as he finished with a season-high three hits and two RBI...went 2-for-3 with two runs scored and a RBI double, his first of the season, vs Oklahoma (2/18)...recorded his first outfield assist of the season, and 19th of his career, to save a run in 6th inning vs OK St (2/13)...has two outfield assists this season to push his career total to 20.

Year	avg	gp-gs	ab	r	h	2b	3b	hr	rbi	tb	slg%	bb	hbp	so	gdp	ob%	sf	sh	sb-att	po	a	e	fld%
2012	.279	43-37	147	21	41	6	0	3	25	56	.381	3	7	27	2	.321	2	2	3-6	64	5	0	1.000
2013	.297	58-58	219	41	65	6	6	9	49	110	.502	19	8	37	8	.369	3	7-7	112	10	7	.946	
2014	.284	47-41	169	33	48	8	3	5	17	77	.456	12	9	26	4	.359	2	1	2-5	91	3	2	.979
2015	.333	47-45	174	36	58	15	2	2	21	83	.477	10	2	30	3	.372	2	1	3-6	95	3	2	.980
TOTAL	.299	195-181	709	131	212	35	11	19	112	326	.460	44	26	120	17	.358	9	7	15-24	362	21	11	.972

#### Season Highs

Hits: 3, twice  
 Runs: 2, many  
 RBI: 3, vs NMSU (3/31)  
 TB: 5, twice

#### Career Highs

Hits: 4, last vs USC (4/5/14)  
 RBI: 4, last vs Gonzaga (2/28/14)  
 Runs: 3 twice, last vs Gonzaga (3/3/13)

### #35 Tucker Baca

**2015:** recorded the final two outs of the team's 17th-inning loss to No. 2 UCLA, the longest game (based on time played) in school history...tossed consecutive scoreless in consecutive appearances, including vs. Tennessee Tech (4/26) and at Arizona (4/28)...made his ASU debut throwing 2/3 inning against Oklahoma (2/18)...retired the side in order against TCU in the 9th with just six pitches (2/20)...recorded his first collegiate strikeout against TCU (2/22)...allowed two runs on three walks in the ninth inning vs Arizona Diamondbacks (3/3).

Year	era	w-l	app	gs	cg	sho	sv	ip	h	r	er	bb	so	2b	3b	hr	bf	bavg	wp	hbp	bk	sfa	sha
2015	3.68	1-0	9	0	0	0/0	0	7.1	9	3	3	5	3	0	1	0	36	.321	0	2	0	0	1
TOTAL	3.68	1-0	9	0	0	0/0	0	7.1	9	3	3	5	3	0	1	0	36	.321	0	2	0	0	1

#### Season Highs

IP: 1, three times  
 K: 1, vs TCU (2/22)

### #9 Chris Beall

**2015:** made his first career start in center field and tied his career high with two RBI on two hits at Washington (4/19)...delivered a two-out, two-run walk-off single in a pinch-hit appearance in the ninth inning vs Stanford (3/27) to break an 0-for-11 streak at the plate...recorded a double vs the Diamondbacks in Collegiate Baseball Series (3/3)...collected his first two RBI of the season with a single vs CSUB (2/26)...registered a hit in three of the first four games of the season.

Year	avg	gp-gs	ab	r	h	2b	3b	hr	rbi	tb	slg%	bb	hbp	so	gdp	ob%	sf	sh	sb-att	po	a	e	fld%
2013	.000	7-0	4	0	0	0	0	0	0	0	.000	0	0	1	0	.000	0	0	0-0	1	0	0	1.000
2014	.305	37-30	118	15	36	4	0	1	11	43	.364	6	1	21	2	.344	0	3	1-3	39	1	0	1.000
2015	.185	31-8	54	3	10	2	0	0	7	12	.222	2	1	15	0	.228	0	0	0-0	68	9	2	.975
TOTAL	.261	75-38	176	18	46	6	0	1	18	55	.313	8	2	37	2	.301	0	3	1-3	108	10	2	.983

#### Season Highs

Hits: 2, at UW (4/19)  
 Runs: 1, three times  
 RBI: 2, three times  
 TB: 3, at UW (4/19)

#### Career Highs

Hits: 4, at Arizona (4/26/14)  
 RBI: 2, five times  
 Runs: 2, last at Arizona (4/26/14)

### #5 Joey Bielek

**2015:** tied his season high in hits with three and scored a run vs. Tennessee Tech (4/25)...executed a perfect sacrifice bunt that was misplayed at third base and led to a run at Arizona (4/22)...notched three hits and scored a run against Arizona (4/11)...had his second straight multi-hit game as he picked up three hits, including the go-ahead RBI single in the 10th inning vs. Utah (4/4) to help lead ASU to their fourth straight PAC-12 series win...drove in the game-winning run with a two-out single in the eighth inning vs New Mexico (3/18)...tied his career high in hits with three, including a double and a game-tying RBI single in 8th against Oregon State (3/14)...drove in his first run of the season with a single vs Oklahoma (2/18)...set a career high at ASU with a 3-for-4 performance vs OK St (2/15)...scored the first run in the new Phoenix Muni era vs OK St (2/13).

Year	avg	gp-gs	ab	r	h	2b	3b	hr	rbi	tb	slg%	bb	hbp	so	gdp	ob%	sf	sh	sb-att	po	a	e	fld%
2014	.213	16-14	47	7	10	0	0	0	1	10	.213	7	1	7	1	.327	0	1	0-0	52	11	5	.926
2015	.311	42-36	135	19	42	8	1	0	13	52	.385	12	1	25	3	.364	3	1	6-7	303	29	3	.991
TOTAL	.286	58-50	182	26	52	8	1	0	14	62	.341	19	2	32	4	.354	3	2	6-7	355	40	8	.980

#### Season Highs

Hits: 3, many  
 Runs: 2, vs New Mex St (3/31)  
 RBI: 2, twice  
 TB: 4, twice

#### Career Highs

Hits: 4 (3 times at Cincinnati), 3 (once at ASU)  
 RBI: 4 (3/10/12 at Cincinnati), 1 (twice at ASU)  
 Runs: 3 (3/10/12 at Cincinnati), 2 (2/16/14 at ASU)

### #36 Hever Bueno

**2015:** tossed a career-long three innings and tied his career high with three strikeouts at Oregon (3/22)...took over with the bases loaded and no outs in the eighth inning as ASU trailed, 3-1, against Oregon State (3/14) and escaped the jam as ASU went on to win, 4-3...made his season debut in the home opener win against Oklahoma State throwing a scoreless 2.1 innings (2/13)...struck out a career-high three in two innings against TCU (2/22), and tallied five strikeouts in 3.1 innings vs the top-ranked team (2/20-22).

Year	era	w-l	app	gs	cg	sho	sv	ip	h	r	er	bb	so	2b	3b	hr	bf	bavg	wp	hbp	bk	sfa	sha
2014	2.25	0-1	19	0	0	0/0	0	16.0	12	5	4	14	14	2	0	0	74	.203	2	1	1	0	0
2015	8.59	0-0	13	1	0	0/0	0	14.2	26	15	14	11	16	3	1	1	81	.382	3	0	1	1	1
TOTAL	5.28	0-1	32	1	0	0/0	0	30.2	38	20	18	25	30	5	1	1	155	.299	5	1	2	1	1

#### Season Highs

IP: 3.0, at Oregon (3/22)  
 K: 3, three times

#### Career Highs

IP: 3.0, at Oregon (3/22)  
 K: 3, twice

Five -Time NCAA Champions (1965, 1967, 1969, 1977, 1981) 22 College World Series Appearances 21 Conference Championships

120 All-Americans 14 National Players of the Year 8 College Baseball Hall of Fame Members

400 Major League Baseball Draft Picks 102 Major Leaguers 49 Major League Baseball First-Round Draft Picks



## 2015 Sun Devil Baseball • May 14-16 • Washington State

## PLAYER NOTES

## #32 Ryan Burr

**2015:** tossed a season-high three scoreless innings in the 10th, 11th and 12th innings of the team's 17-inning loss to No. 2 UCLA, the longest game (based on time played) in school history (5/9)...earned his 13th save of the year at Cal (5/1) as he allowed no hits struck out one in a ninth inning...tied his season high with his 12th save of the season at Arizona (4/22)...struck out three in the 9th at Washington (4/18) to earn his 11th save of the year and tied his career high with five strikeouts in a two-inning win at Washington (4/19)...doubled his win total from last season as he picked up his sixth of the year, allowing one hit and a strikeout in the series opener against Arizona (4/11)...threw two scoreless innings and earned his 5th win of the year as he allowed just one hit and struck out one vs. Utah (4/4)...picked up two saves vs Stanford (3/28-29), including a perfect five-out save and a four-out save with three strikeouts...threw two innings at Oregon (3/20), striking out five Ducks, including two with bases loaded in the eighth and ninth innings, respectively, to earn his fourth win of the year...earned his seventh save of the year and struck out two in the ninth inning vs Oregon State (3/15)...struck out two to pick up his third win of the season and tie his win total from last year against Oregon State (3/14)...opened up the season recording an extra-innings win vs Oklahoma State with two scoreless innings, allowing just one hit and tying a career-high with five strikeouts (2/13)...registered his first save of the season against Oklahoma State (2/14)...notched his 26th career save against Oklahoma, breaking the ASU record for most saves in program history (2/18)...struck out three in 1.1 innings and recorded the save to help ASU knock off top-ranked TCU (2/21)...earned his second win of the season vs CSUB, striking out four in two scoreless innings (2/26)...struck out the side against Gonzaga in the ninth to pick up his fourth save of the year (2/28).

Year	era	w-l	app	gs	cg	sho	sv	ip	h	r	er	bb	so	2b	3b	hr	bf	bavg	wp	hbp	bk	sfa	sha
2013	2.20	4-2	31	0	0	0/0	12	45.0	21	12	11	23	60	5	0	0	181	.141	3	3	0	1	5
2014	3.27	3-3	30	3	0	0/1	12	44.0	22	18	16	38	56	3	0	1	201	.149	4	7	1	0	8
2015	2.80	7-2	28	0	0	0/0	13	35.1	36	15	11	20	61	4	1	2	168	.257	3	3	3	1	4
TOTAL	2.75	14-7	89	3	0	0/1	37	124.1	79	45	38	81	177	12	1	3	550	.181	10	13	4	2	17

## Season Highs

IP: 3.0, vs UCLA (5/9)  
K: 5, four times

## Career Highs

IP: 6.0 vs Gonzaga (2/28/14)  
K: 5, many

## #27 Zach Cerbo

**2015:** delivered a pinch-hit RBI double in the 10th inning for the go-ahead run in the series-clinching win at Washington (4/19)...broke a 3-3 tie in the fifth inning vs UNLV with a two-out, two-run single to drive in the eventual game-winning run (3/11)...set career marks with three RBI and two runs scored vs Purdue (2/27)...tallied four hits, including a double, three RBI and two runs scored in two starts at catcher in a doubleheader vs CSUB and Purdue (2/27)...made his first career start at catcher and drove in his first run of the season on a sacrifice fly vs OK St (2/15).

Year	avg	gc-gs	ab	r	h	2b	3b	hr	rbi	tb	slg%	bb	hbp	so	gdp	ob%	sf	sh	sb-att	po	a	e	fld%
2014	.500	3-0	2	0	1	0	1	0	1	3	1.500	0	0	0	0	.500	0	0	0-0	3	0	0	1.000
2015	.226	29-12	53	8	12	2	0	0	11	14	.264	7	2	7	1	.333	1	2	1-1	100	12	2	.982
TOTAL	.236	32-12	55	8	13	2	1	0	12	17	.309	7	2	7	1	.338	1	2	1-1	103	12	2	.983

## Season Highs

Hits: 2, three times  
Runs: 2, twice  
RBI: 3, vs Purdue (2/27)  
TB: 3, vs CSUB (2/27)

## Career Highs

Hits: 2, three times  
Runs: 2, twice  
RBI: 3, vs Purdue (2/27)

## #17 Dalton DiNatale

**2015:** singled in the 15th inning of the team's 17-inning loss to No. 2 UCLA, the longest game (based on time played) in school history (5/9)...made his first appearance vs. Arizona (4/11) after missing the past 19 games due to his injury against the Diamondbacks, and went 0-2 with a strikeout...started his first game at third base vs Arizona (4/13) since Feb. 28...suffered an injury to his thumb during pregame against Diamondbacks (3/3)...had driven in at least one run and secured at least one hit in four consecutive games before his injury...recorded solo home runs in consecutive games vs CSUB (2/26-27)...tallied a pair of hits, including HR, and pair of runs scored vs CSUB (2/27)...hit a RBI double vs OK St (2/14)...collected a pair of hits, including a RBI double, vs OK St (2/13).

Year	avg	gp-gs	ab	r	h	2b	3b	hr	rbi	tb	slg%	bb	hbp	so	gdp	ob%	sf	sh	sb-at	po	a	e	fld%
2013	.302	44-36	126	26	38	7	0	2	25	51	.405	18	6	30	2	.397	6	1	3-5	349	33	6	.985
2014	.294	55-51	197	29	58	12	1	3	36	81	.411	22	1	22	4	.367	1	1	7-11	54	79	9	.937
2015	.268	22-13	56	7	15	3	0	2	7	24	.429	4	0	2	1	.317	0	0	1-2	15	14	3	.906
TOTAL	.293	121-100	379	62	111	22	1	7	68	156	.412	44	7	54	7	.371	7	2	11-18	418	126	18	.968

## Season Highs

Hits: 2, four times  
Runs: 2, vs CSUB (2/27)  
RBI: 2, vs Purdue (2/27)  
TB: 5, vs CSUB (2/27)

## Career Highs

Hits: 4, twice, last vs Cal (4/11/14)  
RBI: 3, last at Oregon State (3/23/14)  
Runs: 3, at Washington (5/25/13)

## #7 Eder Erives

**2015:** pitched 1.2 scoreless relief innings at New Mexico (5/11) before he was hit in the head on a comeback hit...pitched 2.1 scoreless relief innings in the 13th, 14th and 15th innings, but was responsible for one run after he was replaced with two runners on base in the 15th against No. 2 UCLA in the longest game (based on time played) in school history (5/9)...allowed just two hits and a walk in 4.2 scoreless relief innings across two appearances vs Tennessee Tech (4/24-26), including a career long 3.2 innings with four strikeouts (4/24). He took over with two runners on base and no outs (4/26) and retired three straight, including two strikeouts...allowed one run on two hits in three relief innings and tied his career high in strikeouts with five at Washington (4/19)...threw 2.2 innings against Arizona (4/11), striking out two and allowing one run on three hits...pitched 2.2 innings, giving up no runs on two hits with two strikeouts at Oregon (3/20)...earned his first win of the season against Purdue in a career-long 3.1 scoreless innings with four strikeouts (2/27).

Year	era	w-l	app	gs	cg	sho	sv	ip	h	r	er	bb	so	2b	3b	hr	bf	bavg	wp	hbp	bk	sfa	sha
2014	2.82	2-1	20	0	0	0/0	1	22.1	24	10	7	4	28	5	1	1	96	.276	1	3	1	1	1
2015	3.14	1-0	17	0	0	0/0	0	28.2	26	13	10	12	28	5	0	1	126	.245	1	3	0	2	3
TOTAL	3.00	3-1	37	0	0	0/0	1	51.0	50	23	17	16	56	10	1	2	222	.259	2	6	1	3	4

## Season Highs

IP: 3.2 vs Tenn Tech (4/24)  
K: 5, at UW (4/19)

## Career Highs

IP: 3.2 vs Tenn Tech (4/24)  
K: 5, twice

## #10 Coltin Gerhart

**2015:** recorded an eighth-inning pinch-hit single against No. 2 UCLA (5/8)...collected a RBI groundout in a win over NMSU (3/31)...recorded a single and stole a base vs D-backs in Collegiate Baseball Series (3/3)...registered his first career RBI on a single against TCU (2/21)...made his first career start in left field, and registered first career hit in season opener vs OK St (2/13).

Year	avg	gp-gs	ab	r	h	2b	3b	hr	rbi	tb	slg%	bb	hbp	so	gdp	ob%	sf	sh	sb-at	po	a	e	fld%
2015	.179	19-6	28	2	5	1	0	0	2	6	.214	3	2	6	1	.303	0	0	1-1	9	0	0	1.000
TOTAL	.179	19-6	28	2	5	1	0	0	2	6	.214	3	2	6	1	.303	0	0	1-1	9	0	0	1.000

## Season Highs

Hits: 1, four times  
Runs: 1, vs OK St (2/15)  
RBI: 1, twice  
TB: 2, vs Tenn Tech (4/26)

## #15 Darin Gillies

**2015:** was the pitcher of record in all three games at No. 13 Cal as he earned the win with 1.1 scoreless innings (5/1), and took the loss in back-to-back games (5/2-3) after he allowed one run and three runs, respectively...retired nine of the 10 batters he faced, including six straight to end his three-inning relief outing at Arizona (4/22)...pitched 2.2 perfect innings of relief and had one strikeout vs Utah (4/2)...earned his first win of the season in 1.1 relief innings vs New Mexico (3/18)...struck out five in 2.2 innings in his first start of the season vs Oklahoma State (2/15)...threw 5.1 innings against No. 1 TCU and did not allow an earned run and struck out five in his second start (2/22)...struck out a career-high seven in a five-inning no-decision vs CSUB (2/27), his last start of the season...in his first relief appearance of the season, threw three shutout innings with four strikeouts vs Long Beach (3/6)...did not allow a hit and struck out four in three innings against LBSU (3/8) to record his second consecutive hold.

Year	era	w-l	app	gs	cg	sho	sv	ip	h	r	er	bb	so	2b	3b	hr	bf	bavg	wp	hbp	bk	sfa	sha
2012	5.03	1-4	13	10	0	0/1	0	39.1	46	24	22	15	29	7	2	1	183	.307	5	11	2	1	6
2013	4.67	2-2	28	1	0	0/0	1	34.2	28	20	18	17	28	6	0	0	154	.230	4	9	0	2	4
2014	4.90	3-4	15	14	1	0/0	0	71.2	75	47	39	35	50	8	2	3	326	.278	9	8	0	3	10
2015	3.68	2-4	22	3	0	0/0	0	36.2	30	19	15	12	43	5	4	2	153	.224	5	4	0	2	1
TOTAL	4.64	8-14	78	28	1	0/1	1	182.1	179	110	94	79	150	26	8	6	816	.265	23	32	2	8	21

## Season Highs

IP: 5.1, vs TCU (2/22)  
K: 7, vs CSUB (2/27)

## Career Highs

IP: 8.0 at Stanford (4/19/14)  
K: 7, vs CSUB (2/27)



## 2015 Sun Devil Baseball • May 14-16 • Washington State

# PLAYER NOTES

### #24 David Graybill

**2015:** made his first career start and struck out four in three scoreless innings vs NMSU (3/31)...made his first career appearance at Oregon (3/22)...pitched one inning in the Collegiate Baseball Classi vs the Arizona Diamondbacks (3/3)

Year	era	w-l	app	gs	cg	sho	sv	ip	h	r	er	bb	so	2b	3b	hr	bf	bavg	wp	hbp	bk	sfa	sha
2015	5.14	0-0	7	2	0	0/0	0	7.0	4	5	4	8	8	1	0	0	36	.174	2	3	0	1	1
TOTAL	5.14	0-0	7	2	0	0/0	0	7.0	4	5	4	8	8	1	0	0	36	.174	2	3	0	1	1

#### Season Highs

Runs: 1, twice  
 IP: 3.0, vs NMSU (3/31)  
 K: 4, vs NMSU (3/31)

### #28 David Greer

**2015:** registered five hits in two games vs No. 2 UCLA (5/8-9), including two on Friday and three on Saturday in the team's 17th-inning loss, the longest game (based on time played) in school history...tied his career high with three hits in two games at Arizona (4/22, 4/28)...notched two doubles and scored a pair of runs at Washington (4/17)...completed a 13-game hitting streak (March 22-April 17)...raised his hitting streak to 12 games and tied a career-high with three RBI (4/12) in the series vs. Arizona (4/11-4/13)...tied his career-high with three hits in a win over NMSU (3/31)...tallied a career-high three hits, including a RBI single, vs Stanford (3/27)...collected two RBI and scored the go-ahead run in the 10th inning at Oregon (3/20)...took over third-base duties in place of injured DiNatale on March 6 and had three straight games tying his career high with two hits...knocked in a career-best three RBI vs Long Beach (3/8)...hit his first career home run, a solo shot in the 3rd inning, vs TCU (2/22)...knocked in his first RBI of the season on a single vs OK St (2/15).

Year	avg	gp-gs	ab	r	h	2b	3b	hr	rbi	tb	slg%	bb	hbp	so	gdp	ob%	sf	sh	sb-att	po	a	e	fld%
2014	.222	16-10	36	8	8	1	1	0	6	11	.306	5	2	10	1	.349	0	5	0-0	18	22	2	.952
2015	.351	42-40	148	19	52	9	2	2	26	71	.480	11	3	30	3	.402	2	2	4-8	35	53	7	.926
TOTAL	.326	58-50	184	27	60	10	3	2	32	82	.446	16	5	40	4	.391	2	7	4-8	53	75	9	.934

#### Season Highs

Hits: 3, many  
 Runs: 2, twice  
 RBI: 3, twice  
 TB: 5, at Utah (4/4)

#### Career Highs

Hits: 3, twice  
 Runs: 2, twice  
 RBI: 3, twice

### #47 Ryan Hingst

**2015:** threw 3.1 relief innings, including scoreless, against No. 2 UCLA (5/8)...tossed three scoreless relief innings at Arizona (4/22) and scattered just three hits to pick up his third win of the season...did not allow a hit in 1.2 hitless innings and struck out two against Utah (4/4) in his first career Pac-12 action...picked up the win in relief after striking out five in 2.1 innings vs NMSU (3/31)...threw 10 pitches, including nine for strikes, in a perfect opening frame and allowed three runs on five hits in a five-inning win in his first career start vs UNLV (3/11)...held the D-backs to one hit across a pair of scoreless innings in his first career collegiate start, and faced MLBers AJ Pollock, Aaron Hill, Paul Goldschmidt, Jake Lamb, Mark Trumbo, Yasmany Tomas and Tuffy Gosewisch...recorded made his ASU debut against Oklahoma State, allowing one run in 1.2 innings of work (2/15)...registered his first career strikeout against CSUB (2/27).

Year	era	w-l	app	gs	cg	sho	sv	ip	h	r	er	bb	so	2b	3b	hr	bf	bavg	wp	hbp	bk	sfa	sha
2015	5.96	3-3	10	4	0	0/0	0	22.2	29	16	15	10	16	3	0	1	105	.319	3	1	0	1	2
TOTAL	5.96	3-3	10	4	0	0/0	0	22.2	29	16	15	10	16	3	0	1	105	.319	3	1	0	1	2

#### Season Highs

IP: 5.0, vs UNLV (3/11)  
 K: 5, vs NMSU (3/31)

### #49 Ryan Kellogg

**2015:** threw nine innings and struck out seven in an eventual 17th-inning loss to No. 2 UCLA, the longest game (based on time played) in school history (5/9). He allowed just three hits through the first seven innings before his 4-0 shutout was broken up in the eighth...recorded his second straight no-decision at No. 13 Cal (5/2) after he allowed four runs on eight hits and struck out four in 7.2 innings...went 6.2 innings in a no decision vs. Tennessee Tech (4/25) as he allowed three runs on two hits with two strikeouts...threw eight innings, and allowed three runs and struck out six at Washington (4/18) to earn his seventh win of the season...picked up his fifth win of the year as allowed just one run on seven hits in six innings vs Stanford (3/28)...threw his third career complete game and picked up his fourth win of the season as he allowed just three hits, one run and seven strikeouts at Oregon (3/21)...notched his third straight quality start as he tossed seven innings in a no-decision against Oregon State (3/14). He allowed three runs in the first two innings before throwing five straight scoreless innings against the Beavers...earned a win in his season debut, allowing three runs in five innings vs Oklahoma State (2/14)...picked up his ninth career win over a top-15 team throwing 7.2 innings and allowing five runs and striking out seven against No. 1 TCU (2/21)...notched his third straight win, throwing a season-high eight innings and allowing just two runs against Gonzaga (2/28)...struck out a season-high eight and allowed two runs on five hits in seven innings against LBSU (3/7).

Year	era	w-l	app	gs	cg	sho	sv	ip	h	r	er	bb	so	2b	3b	hr	bf	bavg	wp	hbp	bk	sfa	sha
2013	3.15	11-1	16	15	1	1/1	0	103.0	96	39	36	17	54	16	4	3	423	.246	3	6	2	2	8
2014	3.76	8-3	16	16	1	1/0	0	103.0	121	48	43	22	66	22	2	5	447	.297	3	4	2	3	10
2015	3.79	7-1	13	13	1	0/0	0	92.2	101	41	39	17	67	14	2	9	388	.281	13	2	1	1	8
TOTAL	3.56	26-5	45	44	3	2/1	0	298.2	318	128	118	56	187	52	8	17	1258	.275	19	12	5	6	26

#### Season Highs

IP: 9.0, twice  
 K: 8, vs LBSU (3/7)

#### Career Highs

IP: 9.0, four times  
 K: 12, vs Oregon (5/10/14)

### #26 Brett Lilek

**2015:** netted Pac-12 Player of the Week honors after he tossed his first career complete game in a 2-1 win over No. 2 UCLA (5/10). He did not give up an earned run and allowed just five base runners, including three hits, and retired the first 14 batters of the game...threw five scoreless innings to notch his third win of the season as he scattered four hits and had five strikeouts, and did not allow an extra-base hit vs. Tennessee Tech (4/26)...took a no-decision after throwing seven innings, and allowing just one run on three hits with five strikeouts against Arizona (4/13). He did not allow a hit nor a runner to reach second base in the final five innings of his outing...took a no hitter into the seventh inning before he allowing one run on three hits in a seven-inning win vs Stanford (3/29)...opened up the season against Oklahoma State and allowed two runs in 4.2 innings of work and struck out six (2/13) in a no-decision...gave up just one earned run and struck out a season-high seven in a season-long six innings against top ranked TCU (2/20)...moved to the role of Sunday starter after making three Friday night starts and earned his first win of the season vs LBSU as he allowed two runs on four hits in five innings of work (3/8).

Year	era	w-l	app	gs	cg	sho	sv	ip	h	r	er	bb	so	2b	3b	hr	bf	bavg	wp	hbp	bk	sfa	sha
2013	4.05	2-1	11	1	0	0/1	0	20.0	18	10	9	8	17	1	0	0	89	.250	4	5	2	0	4
2014	2.68	4-5	16	15	0	0/0	1	84.0	59	32	25	39	79	9	2	1	355	.203	7	12	0	1	12
2015	3.43	4-2	13	13	1	0/0	0	65.2	54	29	25	29	51	9	2	3	278	.231	5	9	1	1	5
TOTAL	3.13	10-8	40	29	1	0/1	1	169.2	131	71	59	76	147	19	4	4	722	.219	16	26	3	2	21

#### Season Highs

IP: 9.0 vs UCLA (5/10)  
 K: 7, twice

#### Career Highs

IP: 9.0 vs UCLA (5/10)  
 K: 9, vs Oregon (5/9/14)

### #25 Ryan Lillard

**2015:** scored the eventual winning run as a pinch runner in the seventh inning of the team's 2-1 win vs No. 2 UCLA (5/10)...recorded first hit of game vs D-backs in Collegiate Baseball Series (3/3)...registered first career RBI with first career double vs CSUB (2/27)...made his first career start at first base vs Purdue (2/27)...scored his first career run, and the eventual game-winning run, in the eighth inning a win over TCU (2/21)...made his first career appearance as pinch hitter vs OK St (2/13).

Year	avg	gp-gs	ab	r	h	2b	3b	hr	rbi	tb	slg%	bb	hbp	so	gdp	ob%	sf	sh	sb-att	po	a	e	fld%
2015	.250	23-5	28	10	7	1	0	0	3	8	.286	0	0	11	0	.250	0	0	0-0	14	0	2	.875
TOTAL	.250	23-5	28	10	7	1	0	0	3	8	.286	0	0	11	0	.250	0	0	0-0	14	0	2	.875

#### Season Highs

Hits: 1, many  
 Runs: 1, many  
 RBI: 1, three times  
 TB: 2, vs CSUB (2/27)

### #46 Eli Lings

**2015:** earned his first collegiate win as he threw a scoreless 11th and 12th inning vs. Utah (4/0) and allowed no hits with one strikeout...tossed a career-long four innings at UNLV (4/7)...pitched two perfect innings with two strikeouts at Oregon (3/22)...struck out a career-best four, including the side in the sixth, in two innings, tied for his career-long, against UNLV (3/11)...picked up his first career strikeout and went two innings in his ASU debut against Oklahoma State (2/15)...threw a perfect inning against Purdue and struck out one (2/27)...threw a scoreless 7th inning with one hit and one strikeout vs the Arizona Diamondbacks (3/3).

Year	era	w-l	app	gs	cg	sho	sv	ip	h	r	er	bb	so	2b	3b	hr	bf	bavg	wp	hbp	bk	sfa	sha
2015	5.30	1-1	12	0	0	0/0	0	18.2	16	16	11	7	17	3	2	1	80	.232	1	2	1	1	1
TOTAL	5.30	1-1	12	0	0	0/0	0	18.2	16	16	11	7	17	3	2	1	80	.232	1	2	1	1	1

#### Season Highs

IP: 4.0, at UNLV (4/7)  
 K: 4, vs UNLV (3/11)

Five -Time NCAA Champions (1965, 1967, 1969, 1977, 1981) 22 College World Series Appearances 21 Conference Championships

120 All-Americans 14 National Players of the Year 8 College Baseball Hall of Fame Members

400 Major League Baseball Draft Picks 102 Major Leaguers 49 Major League Baseball First-Round Draft Picks



## 2015 Sun Devil Baseball • May 14-16 • Washington State

## PLAYER NOTES

## #8 Seth Martinez

**2015:** took his first career loss vs No. 2 UCLA (5/8) as he was responsible for six runs, including four earned, on 10 hits in 5 2/3 inning...earned his second win of the season as he allowed three runs, including just one earned, and struck out six in five innings vs Tennessee Tech (4/24)...went a career-long eight innings in his first career Pac-12 start as he allowed no runs on four hits against Oregon State (3/13)...threw two shutout innings out of the bullpen against Oklahoma State (2/15) in his season debut...allowed three hits and no earned runs in six innings during his first start of the season against Oklahoma (2/18)...struck out a career-high nine and allowed just one run on four hits seven innings, tied for his career high, against CSUB (2/26)...moved into the Friday night starter role against Long Beach and struck out seven in five innings to pick up his first win of the season.

Year	era	w-l	app	gs	cg	sho	sv	ip	h	r	er	bb	so	2b	3b	hr	bf	bavg	wp	hbp	bk	sfa	sha
2014	4.32	5-0	12	7	0	0/1	0	50.0	50	28	24	16	34	13	1	3	212	.266	3	5	0	0	3
2015	3.66	2-1	13	12	0	0/0	0	66.1	66	38	27	21	48	7	2	8	285	.259	6	2	0	1	6
TOTAL	3.95	7-1	25	19	0	0/1	0	116.1	116	66	51	37	82	20	3	11	497	.262	9	7	0	1	9

## Season Highs

IP: 8.0, vs Oregon St (3/14)  
K: 9, vs CSUB (2/26)

## Career Highs

IP: 8.0, vs Oregon St (3/14)  
K: 9, vs CSUB (2/26)

## #38 Eric Melbostad

**2015:** recorded just one out to earn his third save vs. Tennessee Tech (4/24)...tossed a season-long 3.1 innings and tied a career high with two strikeouts as he picked up the 10-out save vs. Arizona (4/12)...earned his first career save at Oregon (3/20) in a scoreless ninth inning...made his first appearance of the season, a three-inning outing vs New Mexico (3/18).

Year	era	w-l	app	gs	cg	sho	sv	ip	h	r	er	bb	so	2b	3b	hr	bf	bavg	wp	hbp	bk	sfa	sha
2013	17.18	0-1	7	2	0	0/0	0	7.1	19	15	14	4	0	3	0	0	48	.487	1	4	2	1	0
2014	4.29	1-1	19	0	0	0/0	0	35.2	44	23	17	10	18	3	1	2	166	.306	3	6	1	2	4
2015	4.41	0-1	13	0	0	0/0	3	16.1	21	8	8	4	7	3	0	0	75	.323	1	3	0	1	2
TOTAL	5.92	1-3	39	2	0	0/0	3	59.1	84	46	39	18	25	9	1	2	289	.339	5	13	3	4	6

## Season Highs

IP: 3.1, vs Arizona (4/12)  
K: 2, twice

## Career Highs

IP: 4.0, twice, last at UCLA (3/28/14)  
K: 2, many

## #21 Jake Peevyhouse

**2015:** recorded a hit in all three games at No. 13 Cal (5/1-3), including back-to-back games with two RBI. His two-run double in the series opener (5/1) help give the Devils the win...recorded a walk-off single in the bottom of the ninth and added a two-run home run against Arizona (4/11) en route to tying his career-best outing at the plate with a three-hit, three-RBI game...also tallied three hits and scored two runs vs. Arizona (4/12)...picked up two hits, including an RBI triple vs Stanford (3/28)...went 2-for-4 in the Devils' win over Oregon State (3/14)...knocked a triple in his first at-bat and scored a season-high two runs vs UNLV (3/11)...went 2-for-4 with a triple vs Long Beach (3/8)...drove in the eventual game-winning run on a sacrifice fly in the 8th inning vs TCU (2/21)...notched a pair of RBI vs OK St (2/15)...hit a sacrifice fly vs OK St (2/14) for his first RBI of the season.

Year	avg	gp-gs	ab	r	h	2b	3b	hr	rbi	tb	slg%	bb	hbp	so	gdp	ob%	sf	sh	sb-att	po	a	e	fld%
2012	.095	14-4	21	1	2	1	0	0	4	3	.143	1	0	4	1	.130	1	0	0-0	7	1	0	1.000
2013	.251	55-55	187	37	47	12	5	2	26	75	.401	23	8	30	4	.358	0	2	3-3	79	6	3	.966
2014	.290	49-45	169	34	49	14	0	0	22	63	.373	24	8	28	3	.399	2	2	4-5	97	2	2	.980
2015	.287	47-41	143	21	41	6	3	1	19	56	.392	24	2	28	3	.390	3	1	2-7	68	5	2	.973
TOTAL	.267	165-145	520	93	139	33	8	3	71	197	.379	72	18	90	11	.372	6	5	9-15	251	14	7	.974

## Season Highs

Hits: 3, twice  
Runs: 2, many  
RBI: 3, vs Arizona (4/11)  
TB: 6, vs Arizona (4/11)

## Career Highs

Hits: 3, many  
RBI: 4, at Texas Tech (3/19/13)  
Runs 3, vs Arizona (3/26/14)

## #29 Grant Schneider

**2015:** threw a scoreless innings vs. Tennessee Tech (4/26)...made his ASU debut against Purdue and allowed no hits and struck out two in one inning (2/27)...threw a scoreless eighth inning and allowed one hit vs the Arizona Diamondbacks (3/3).

Year	era	w-l	app	gs	cg	sho	sv	ip	h	r	er	bb	so	2b	3b	hr	bf	bavg	wp	hbp	bk	sfa	sha
2015	12.00	0-0	3	0	0	0/0	0	3.0	2	4	4	4	3	0	0	2	15	.200	0	1	0	0	0
TOTAL	12.00	0-0	3	0	0	0/0	0	3.0	2	4	4	4	3	0	0	2	15	.200	0	1	0	0	0

## Season Highs

IP: 1.0, twice  
K: 2, vs Purdue (2/27)

## #6 Brian Serven

**2015:** Had a career high six RBI off three hits, including a three-run double as part of ASU's 11-run fifth inning vs. Tennessee Tech (4/26)...made three game-changing plays in three consecutive innings to help ASU to win at Arizona (4/22): he held on at the plate to tag the lead runner out at home and end the fifth inning, began a four-run rally with a leadoff single in the sixth and drove in the game-winning run with a double in the seventh...hit his team-leading fifth home run of the season at Washington (4/19)...reached base four times, including two singles, a RBI double and a walk vs. Arizona (4/12)...tallied two home runs and set a career high in four different categories with five hits, five RBI, four runs scored and 11 total bases vs Stanford (3/29)...delivered a walk-off single in the ninth inning to beat Oregon State (3/14) and cap a two-out, two-RBI game...made his first career start at DH and went 2-for-3 with two RBI, two runs and a solo home vs Long Beach (3/8)...went 3-for-3 vs Gonzaga (2/28)...went 3-for-4 with a pair of RBI, including his first RBI of the season, vs Oklahoma (2/18)...caught two runners stealing vs Ok St (2/13).

Year	avg	gp-gs	ab	r	h	2b	3b	hr	rbi	tb	slg%	bb	hbp	so	gdp	ob%	sf	sh	sb-att	po	a	e	fld%
2014	.249	50-45	169	27	42	9	0	3	27	60	.355	20	10	40	4	.360	1	3	1-2	333	38	2	.995
2015	.299	47-44	167	23	50	9	0	5	29	74	.443	9	6	24	0	.357	0	4	3-3	283	49	5	.985
TOTAL	.274	97-89	336	50	92	18	0	8	56	134	.399	29	16	64	4	.359	1	7	4-5	616	87	7	.990

## Season Highs

Hits: 5, vs Stanford (3/29)  
Runs: 4, vs Stanford (3/29)  
RBI: 6, vs Tenn Tech (4/26)  
TB: 11, vs Stanford (3/29)

## Career Highs

Hits: 5, vs Stanford (3/29/15)  
RBI: 6, vs Tenn Tech (4/26/15)  
Runs: 4, vs Stanford (3/29/15)

## #18 Johnny Sewald

**2015:** finished the three-game series with No. 2 UCLA (5/8-10) with a .500 batting average (7-for-14), seven hits, two runs and three RBI. He had a career-high five hits on Saturday in a 17th-inning loss, the longest game (based on time played) in school history.He drove in both of ASU's runs in the team's 2-1 win on Sunday...finished the series at No. 13 Cal (5/1-5/3) with six hits, including three on 5/2 to tie his season high. He reached base five times via two hits, two walks and a HBP in the series finale to extend his reached base streak to a team-high 26 games...recorded a double in the series finale vs Tennessee Tech (4/26) to extend his reached base streak to a team-high 23 consecutive games...hit a three-run home run at Washington (4/17), the first of his career, to notch a career-high three RBI...made a home-run saving catch at the center-field wall...finished the three-game road series with eight hits and two runs, including three hits and the game-tying RBI single with two outs in the ninth inning (4/4), and a three-hit, two-run performance (4/3)...stole a pair of bases vs NMSU (3/31)...went 2-for-4 with two runs scored vs Stanford (3/29)...tied a career-high with two RBI vs Long Beach (3/8)...went 2-for-3 with two runs scored vs LBSU (3/7)...scored two runs in three straight games (2/28-3/7)...secured three hits and a RBI vs Oklahoma (2/18)...went 3-for-4, including the first hit in the modern Phoenix Muni era, and scored the tying run vs Ok St (2/13).

Year	avg	gp-gs	ab	r	h	2b	3b	hr	rbi	tb	slg%	bb	hbp	so	gdp	ob%	sf	sh	sb-att	po	a	e	fld%
2013	.239	27-9	46	3	11	3	0	0	4	14	.304	3	0	11	0	.286	0	6	1-2	21	0	0	1.000
2014	.305	54-52	203	44	62	7	1	0	19	71	.350	30	15	36	1	.428	2	5	16-18	138	0	1	.993
2015	.326	47-47	181	43	59	7	2	1	20	73	.403	28	10	24	2	.439	2	2	20-25	111	1	0	1.000
TOTAL	.307	128-108	430	90	132	17	3	1	43	158	.367	61	25	71	3	.419	4	13	37-45	270	1	1	.996

## Season Highs

Hits: 5, vs UCLA (5/9)  
Runs: 2, many  
RBI: 3, at UW (4/17)  
TB: 6, vs UCLA (5/9)

## Career Highs

Hits: 5, vs UCLA (5/9)  
RBI: 3, at UW (4/17)  
Runs: 3, twice, last vs Utah (5/18/14)





## 2015 Sun Devil Baseball • May 14-16 • Washington State

# PLAYER NOTES

### #16 Andrew Shaps

**2015:** set career highs in innings pitched (1.1) and strikeouts (4) in a relief appearance vs NMSU (3/31)...fled out in his first career at-bat in the eighth inning vs UNLV (3/11)...struck out the side in his ASU debut against Purdue (2/27)...threw a scoreless third inning with one strikeout vs the Arizona Diamondbacks (3/3).

Year	avg	gp-gs	ab	r	h	2b	3b	hr	rbi	tb	slg%	bb	hbp	so	gdp	ob%	sf	sh	sb-att	po	a	e	fld%
2015	.000	24-0	6	1	0	0	0	0	1	0	.000	0	0	3	0	.000	1	0	0-0	3	0	1	.750
TOTAL	.000	24-0	6	1	0	0	0	0	1	0	.000	0	0	3	0	.000	1	0	0-0	3	0	1	.750

#### Season Highs

IP: 1.1, vs NMSU (3/31)  
 K: 4, vs NMSU (3/31)

### #4 Andrew Snow

**2015:** tallied a career-high three hits and scored a run at Cal (5/2)...went 2-for-4 with a RBI and tied his career-high with two runs scored vs. Tennessee Tech (4/26)...recorded a .400 batting average, a .700 slugging percentage and a .455 on-base percentage in the series at Washington (4/17-19), as he tallied four hits, including a double and his first career triple, and added three RBI and two runs scored. He drove in the go-ahead run with a two-out single in the 7th inning (4/18)...put together a 13-game hitting streak (March 21-April 13)...tallied a pair of two-hit games, both career highs, against Arizona (4/11, 4/12), including a 2-for-4 game with a run scored on 4/12...hit his first collegiate home run to break a tie in the 12th inning and added a career-best three RBI and two runs scored vs Utah (4/2)...picked up two RBI against Stanford (3/29), including his first career double...his first career run scored was the game-winning run in the eighth inning at Oregon (3/21)...delivered a bases-loaded, two-run single in the eighth inning to give ASU a three run lead heading into the final frame against Oregon State (3/15) in his second career start...knocked in a pair of RBI, the first of his career, and made his first career start at second base vs Purdue (2/27)...took over at second base in the eighth inning, and turned a double play and hit his first career single vs TCU (2/22)...made his first career appearance at second base and his first career at-bat vs. OK St (2/14).

Year	avg	gp-gs	ab	r	h	2b	3b	hr	rbi	tb	slg%	bb	hbp	so	gdp	ob%	sf	sh	sb-att	po	a	e	fld%
2015	.321	38-30	109	17	35	5	1	1	19	45	.413	7	5	17	3	.382	2	6	1-4	53	87	8	.946
TOTAL	.321	38-30	109	17	35	5	1	1	19	45	.413	7	5	17	3	.382	2	6	1-4	53	87	8	.946

#### Season Highs

Hits: 3, at Cal (5/2)  
 Runs: 2, twice  
 RBI: 3, at Utah (4/2)  
 TB: 4, twice

### #37 Colby Woodmansee

**2015:** drove in the first two runs of the game in the first and third innings in the team's 17th-inning loss to No. 2 UCLA, the longest game (based on time played) in school history, and had 11 assists at shortstop (5/9)...notched six hits vs Tennessee Tech (4/24-26), including three hits and three RBI (4/24), and two hits, a RBI and scored a team-high three runs scored (4/26)...finished the series at Washington (4/17-19) with five hits, including three doubles and a home run, and set a career high with three walks in the series finale (4/19)...tied his career-highs in hits, runs and RBI vs Arizona (4/12) as he tallied four RBI, three hits and three runs scored...hit his third home run of the year, a two-run homer in the first inning, vs NMSU (3/31)...registered his fifth multi-RBI game with a sac fly and a RBI double vs Stanford (3/28)...went 2-for-4 and drove in the go-ahead run in the eighth inning to give ASU the series win at Oregon (3/21)...his two-out, two-run single in the seventh inning tied the game against Oregon State (3/15) and led to an eventual series-clinching win...reached base in the Devils' first 14 games of the season and secured a hit in 13 of the first 14...had two hits in four straight games (2/27-3/7)...went 2-for-4 with two runs scored, a RBI, and a double and a triple vs Long Beach (3/6)...scored a career-high three runs vs Purdue (2/27)...his two-out, two-run double, scored the go-ahead run and secured a career-high three hits vs Oklahoma (2/18)...hit a solo home run and scored two runs vs OK St (2/15)...hit a walk-off home run to LF in the bottom of the 10th inning vs OK St (2/13) and finished with two hits, two RBI and two runs scored.

Year	avg	gp-gs	ab	r	h	2b	3b	hr	rbi	tb	slg%	bb	hbp	so	gdp	ob%	sf	sh	sb-att	po	a	e	fld%
2014	.200	28-24	85	10	17	4	0	2	11	27	.318	6	2	22	2	.255	5	1	1-2	39	59	9	.911
2015	.315	48-48	197	30	62	15	1	4	38	91	.462	15	0	33	1	.355	5	0	1-3	65	143	8	.96
TOTAL	.280	76-72	282	40	79	19	1	6	49	118	.418	21	2	55	3	.324	10	1	2-5	104	202	17	.94

#### Season Highs

Hits: 3, three times  
 Runs: 3, three times  
 RBI: 4, vs Arizona (4/12)  
 TB: 6, twice

#### Career Highs

Hits: 3, many  
 Runs: 3, many  
 RBI: 4, vs Arizona (4/12)

### #14 RJ Ybarra

**2015:** registered four hits in seven at-bats vs Tennessee Tech (4/25-26), including a pinch-hit two-run homer (4/25) and two doubles (4/26)...recorded a two-run homer, his fourth home run, of the year, vs Stanford (3/29)...went 2-for-2 with a season-high two doubles, and drew three walks vs Stanford (3/27)...secured two hits in four straight games (2/27-3/7)...went a career best 4-for-4 at the plate with a pair of RBI and four runs scored vs Purdue (2/27)...fell a triple short of the cycle in back-to-back games vs TCU (2/21-22), including a three-home run in a win on 2/21...hit a solo home run, his first of the season, vs OK St (2/15)...hit go-ahead sacrifice fly vs OK St (2/14).

Year	avg	gp-gs	ab	r	h	2b	3b	hr	rbi	tb	slg%	bb	hbp	so	gdp	ob%	sf	sh	sb-att	po	a	e	fld%
2013	.313	37-26	112	20	35	7	0	5	22	57	.509	5	5	28	2	.369	0	0	0-0	30	4	3	.919
2014	.273	55-50	198	20	54	10	1	4	47	78	.394	19	5	45	8	.342	6	0	1-1	57	8	3	.956
2015	.287	43-35	122	23	35	11	0	5	21	61	.500	20	1	26	5	.384	3	0	1-3	28	3	2	.939
TOTAL	.287	135-111	432	63	124	28	1	14	90	196	.454	44	11	99	15	.361	9	0	2-4	115	15	8	.942

#### Season Highs

Hits: 4, vs Purdue (2/27)  
 Runs: 4, vs Purdue (2/27)  
 RBI: 3, vs TCU (2/21)  
 TB: 7, twice

#### Career Highs

Hits: 4, vs Purdue (2/27)  
 Runs: 4, twice, last vs Purdue (2/27)  
 RBI: 5, twice, last vs USC (4/5/14)